

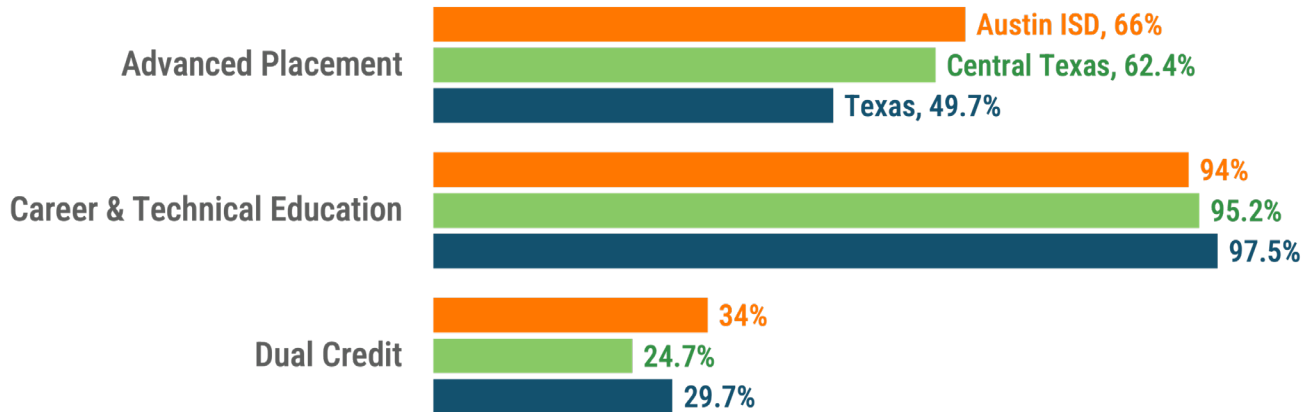
2024

District Profile Snapshots

- Student demographics
- Student impact data
- Educator demographics
- CCMR Outcomes Bonus opportunities

Postsecondary opportunities have expanded significantly, offering students diverse pathways to success beyond traditional high school education. Together, these opportunities empower students to tailor their educational experiences to their interests and career aspirations, paving the way for a successful future.

High school graduates who enrolled in at least one course in Advanced Placement, Career & Technical Education, and Dual Credit, comparing Austin ISD, Central Texas, and Texas, 2021-22



Source: E3 Alliance Analysis of UT-Austin Education Research Center (ERC) Data

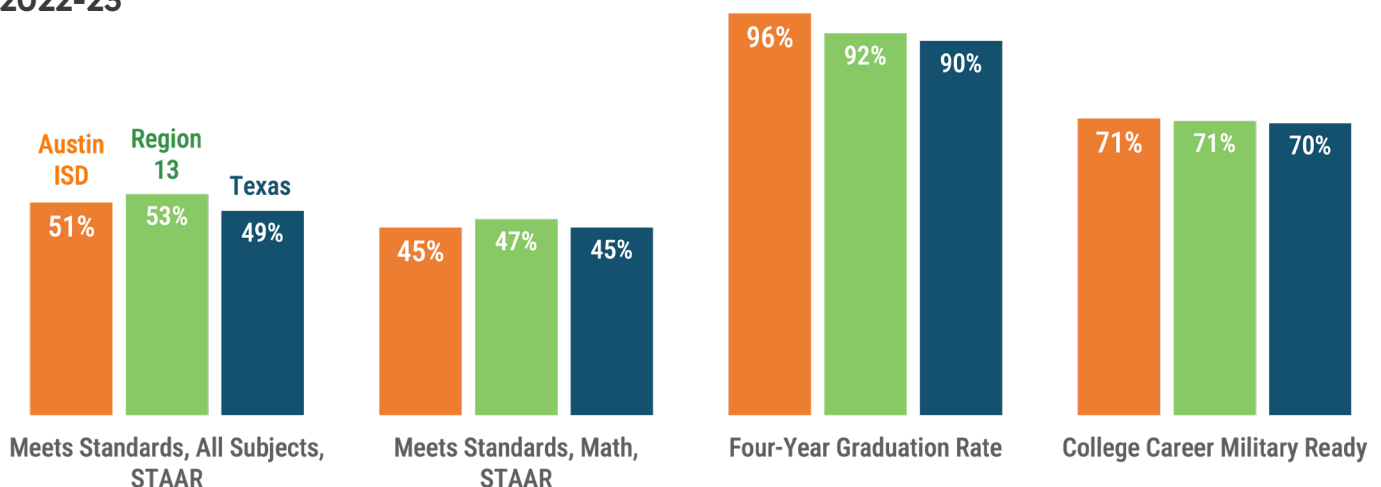
Advanced Placement (AP) courses allow students to earn college credit while still in high school, enhancing their academic profiles and readiness for higher education.

Dual Credit programs enable students to take college-level courses and receive both high school and college credits simultaneously.

Early College High Schools allow students to earn a high school diploma and an associate degree concurrently.

Career and Technical Education (CTE) programs allow students to gain industry-recognized certificates and practical skills, preparing them for immediate employment or further education in high-demand fields.

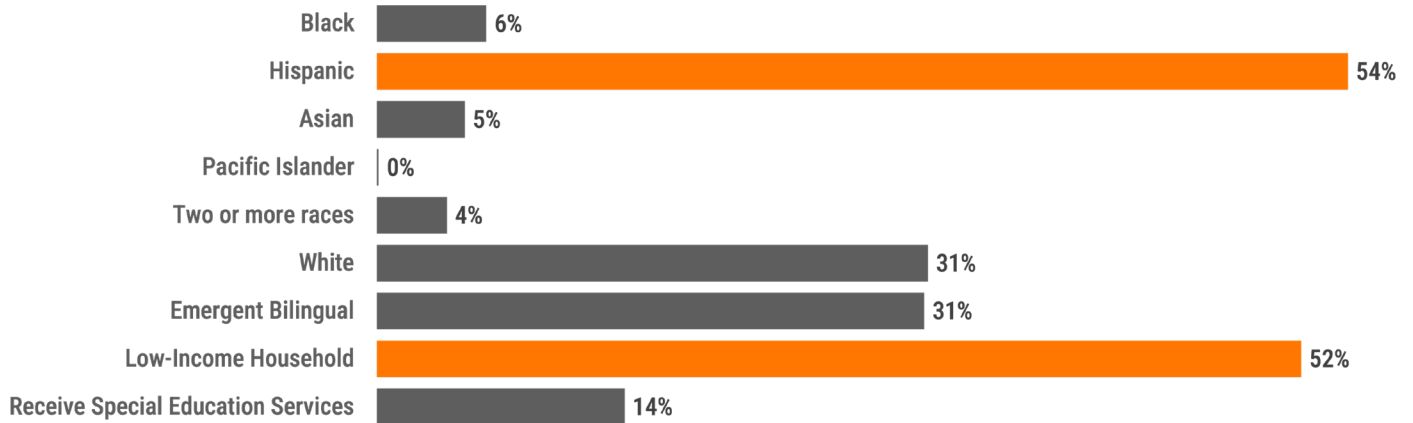
Academic Outcomes Comparing Students in Austin ISD, Region 13, and Texas, 2022-23



Source: E3 Alliance Analysis of Texas Education Agency, Texas Academic Performance Report (TAPR).

Austin ISD Student Demographics, School Year 2024-25

Total Students: 73,198



Austin ISD Teachers, School Year 2024-25

Average Salary: \$58,510

Less Than 5 Years Experience: 36.3%

Holds Advanced Degree: 28.6%

Teacher Turnover Rate: 32%

Student-to-Teacher Ratio: 16.5 students per teacher



Source: E3 Alliance Analysis of Texas Education Agency, Texas Academic Performance Report (TAPR).

Austin ISD Financials

The College Career and Military Readiness (CCMR) Outcomes Bonus is funding a district can access when students meet postsecondary readiness requirements as set by the TEA.

Potential Outcomes Bonus Funding: \$14,892,000

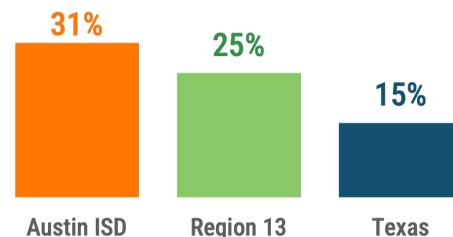
Accessed Outcomes Bonus Funding: \$4,629,000

Available CCMR Outcomes Bonus to be Accessed:

\$10,263,000

Total Expenditures Per Student: \$14,272
Teacher Incentive Allotment (TIA): \$688,735
Combined Tax Rate 2022-23: 1.00%

CCMR Outcomes Bonus Accessed, 2022-23



E3 Alliance is a nationally recognized, data-driven education collaborative based in Central Texas. We work across the state to transform education systems through data and collaboration so all students succeed. We also work to increase economic mobility and the overall quality of life for our community through education system alignment from pre-K to the workforce.

Have Questions?
Priscilla Flores, Senior Director of Policy
PFlores@E3Alliance.org

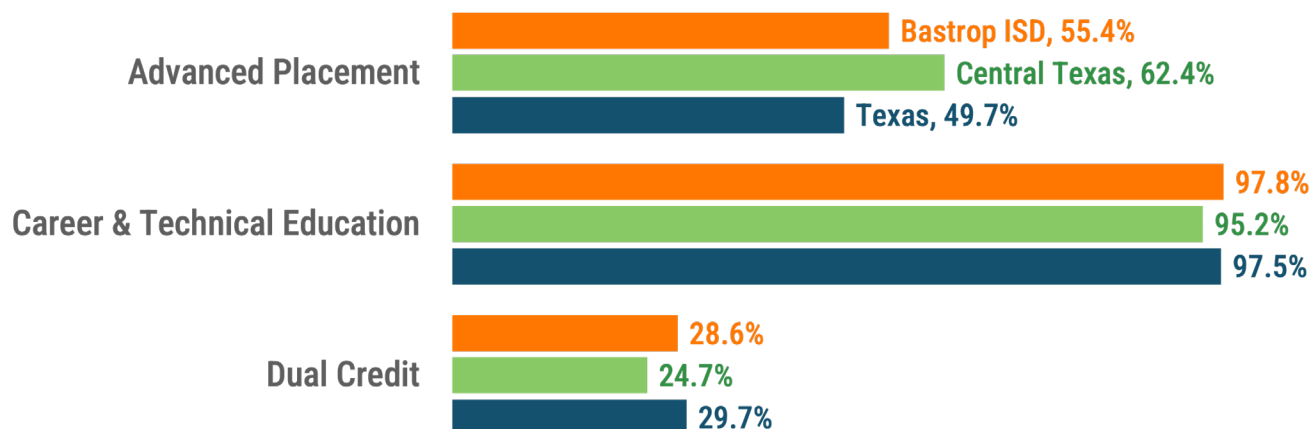
E3 Alliance

e3alliance.org

Source: E3 Alliance analysis of Texas Education Agency, School District State Aid Reports, Summary of Finances.

Postsecondary opportunities have expanded significantly, offering students diverse pathways to success beyond traditional high school education. Together, these opportunities empower students to tailor their educational experiences to their interests and career aspirations, paving the way for a successful future.

High school graduates who enrolled in at least one course in Advanced Placement, Career & Technical Education, and Dual Credit, comparing Bastrop ISD, Central Texas, and Texas, 2021-22



Source: E3 Alliance Analysis of UT-Austin Education Research Center (ERC) Data

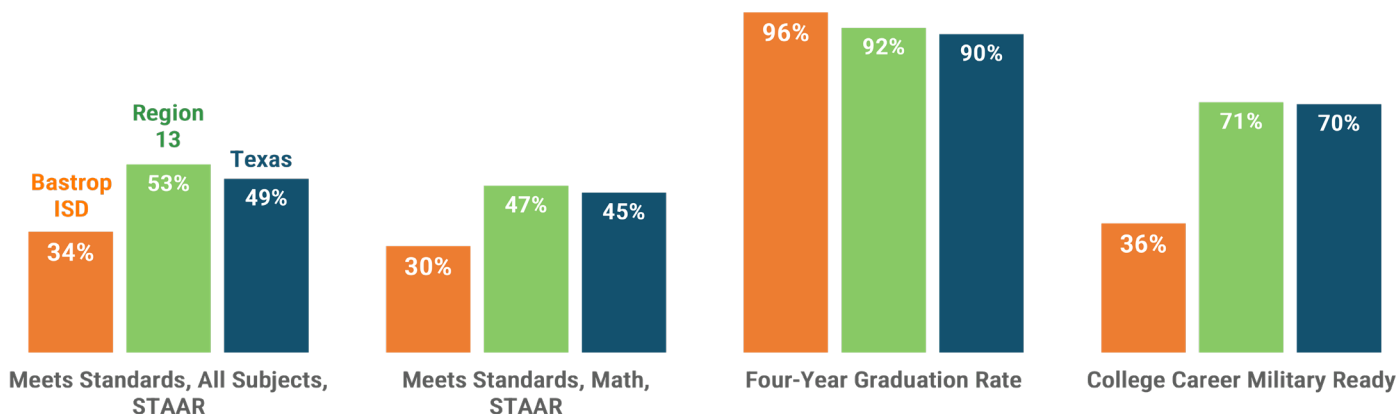
Advanced Placement (AP) courses allow students to earn college credit while still in high school, enhancing their academic profiles and readiness for higher education.

Dual Credit programs enable students to take college-level courses and receive both high school and college credits simultaneously.

Early College High Schools allow students to earn a high school diploma and an associate degree concurrently.

Career and Technical Education (CTE) programs allow students to gain industry-recognized certificates and practical skills, preparing them for immediate employment or further education in high-demand fields.

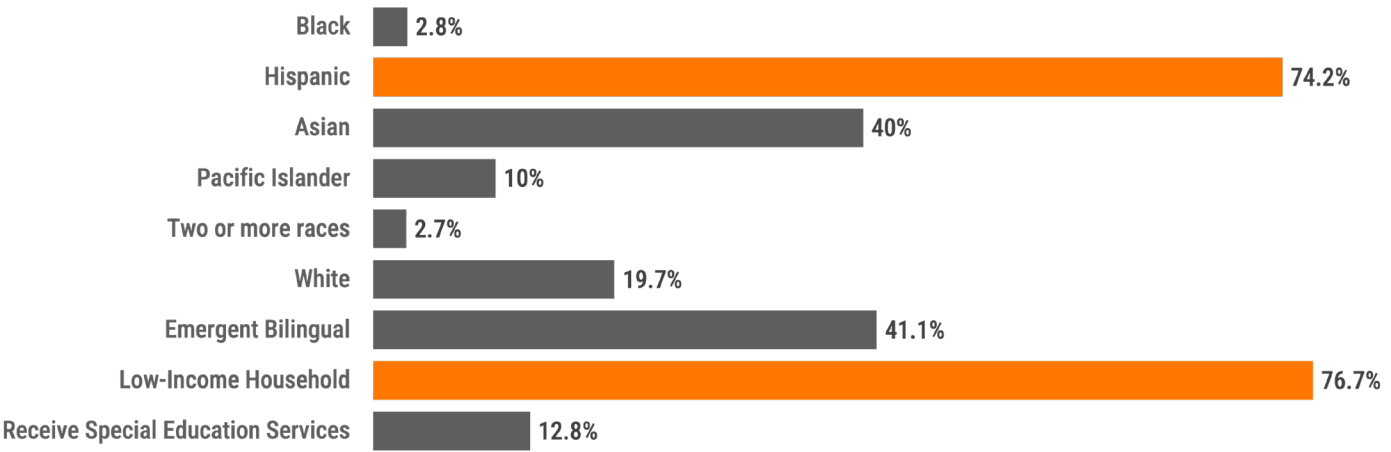
Academic Outcomes Comparing Students in Bastrop ISD, Region 13, and Texas, 2022-23



Source: E3 Alliance Analysis of Texas Education Agency, Texas Academic Performance Report (TAPR).

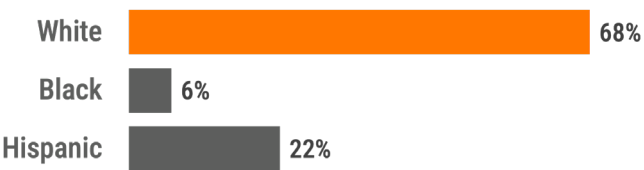
Bastrop ISD Student Demographics, School Year 2024-25

Total Students: 12,449



Bastrop ISD Teachers, School Year 2024-25

Average Salary: \$56,432
Less Than 5 Years Experience: 44.9%
Holds Advanced Degree: 21.4%
Teacher Turnover Rate: 26.1%
Student-to-Teacher Ratio: 16 students per teacher



Source: E3 Alliance Analysis of Texas Education Agency, Texas Academic Performance Report (TAPR).

Bastrop ISD Financials

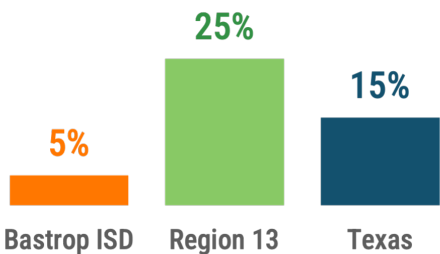
The College Career and Military Readiness (CCMR) Outcomes Bonus is funding a district can access when students meet postsecondary readiness requirements as set by the TEA.

Potential Outcomes Bonus Funding: \$3,458,000
Accessed Outcomes Bonus Funding: \$175,000
Available CCMR Outcomes Bonus to be Accessed:

\$3,283,000

Total Expenditures Per Student: \$12,188
Teacher Incentive Allotment (TIA): \$0
Combined Tax Rate 2022-23: 1.26%

CCMR Outcomes Bonus Accessed, 2022-23



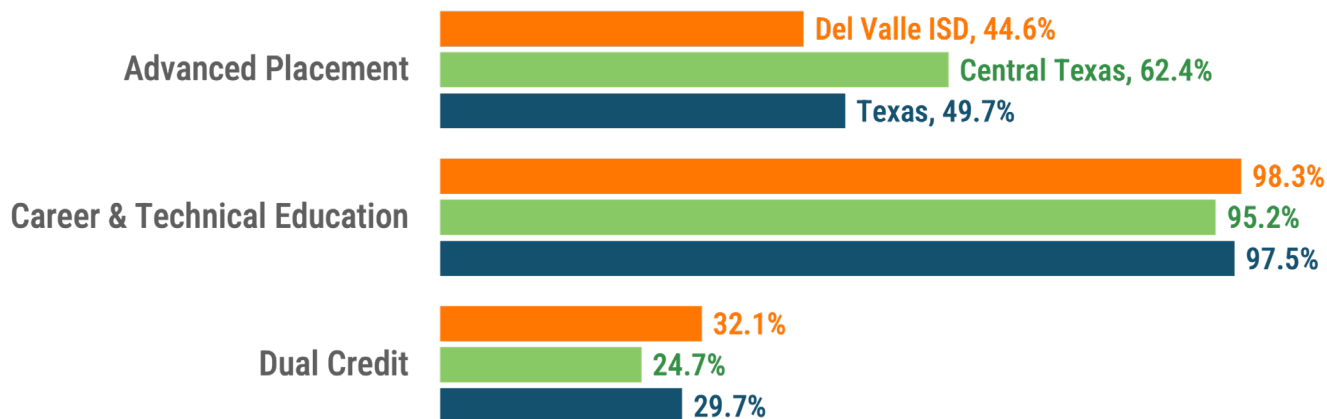
E3 Alliance is a nationally recognized, data-driven education collaborative based in Central Texas. We work across the state to transform education systems through data and collaboration so all students succeed. We also work to increase economic mobility and the overall quality of life for our community through education system alignment from pre-K to the workforce.

Source: E3 Alliance analysis of Texas Education Agency, School District State Aid Reports, Summary of Finances.

Have Questions?
Priscilla Flores, Senior Director of Policy
PFlores@E3Alliance.org

Postsecondary opportunities have expanded significantly, offering students diverse pathways to success beyond traditional high school education. Together, these opportunities empower students to tailor their educational experiences to their interests and career aspirations, paving the way for a successful future.

High school graduates who enrolled in at least one course in Advanced Placement, Career & Technical Education, and Dual Credit, comparing Del Valle ISD, Central Texas, and Texas, 2021-22



Source: E3 Alliance Analysis of UT-Austin Education Research Center (ERC) Data

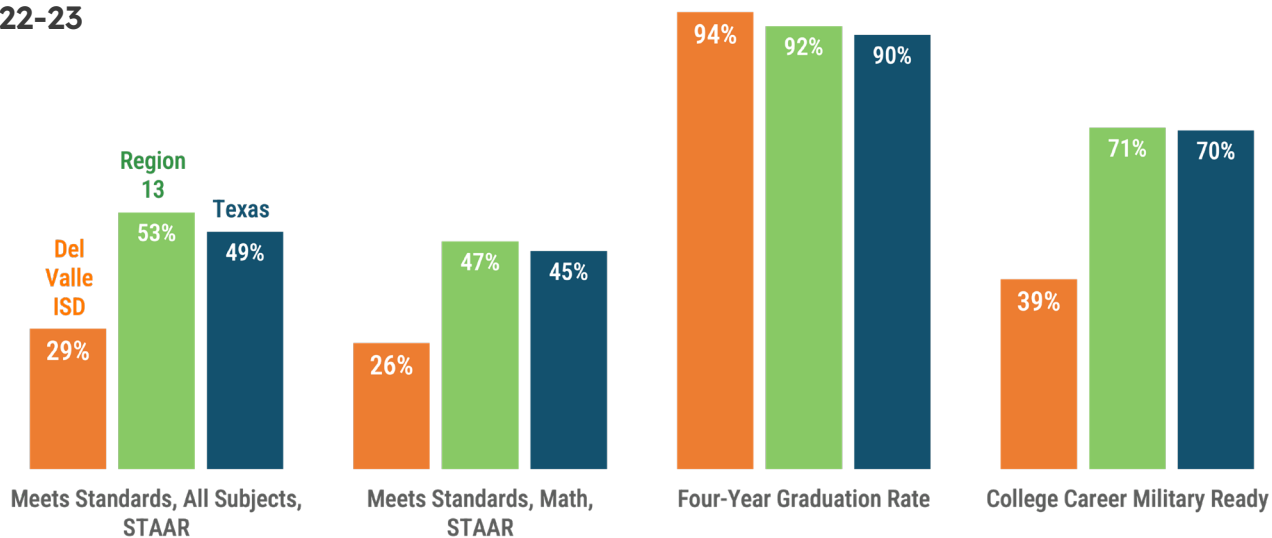
Advanced Placement (AP) courses allow students to earn college credit while still in high school, enhancing their academic profiles and readiness for higher education.

Dual Credit programs enable students to take college-level courses and receive both high school and college credits simultaneously.

Early College High Schools allow students to earn a high school diploma and an associate degree concurrently.

Career and Technical Education (CTE) programs allow students to gain industry-recognized certificates and practical skills, preparing them for immediate employment or further education in high-demand fields.

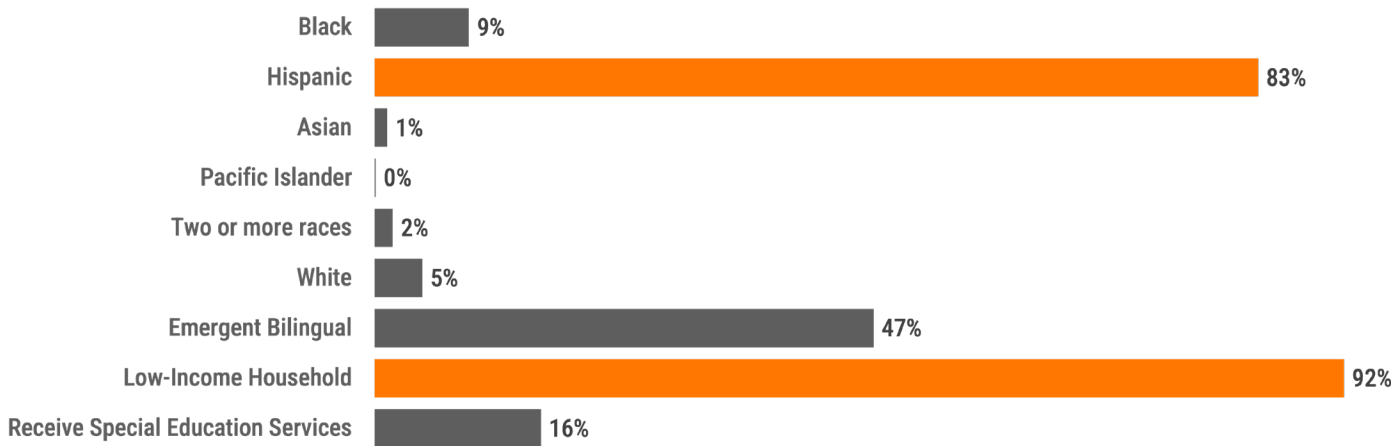
Academic Outcomes Comparing Students in Del Valle ISD, Region 13, and Texas, 2022-23



Source: E3 Alliance Analysis of Texas Education Agency, Texas Academic Performance Report (TAPR).

Del Valle ISD Student Demographics, School Year 2024-25

Total Students: 11,059



Del Valle ISD Teachers, School Year 2024-25

Average Salary: \$61,057
Less Than 5 Years Experience: 43%
Holds Advanced Degree: 24%
Teacher Turnover Rate: 31%
Student-to-Teacher Ratio: 15 students per teacher



Source: E3 Alliance Analysis of Texas Education Agency, Texas Academic Performance Report (TAPR).

Del Valle ISD Financials

The College Career and Military Readiness (CCMR) Outcomes Bonus is funding a district can access when students meet postsecondary readiness requirements as set by the TEA.

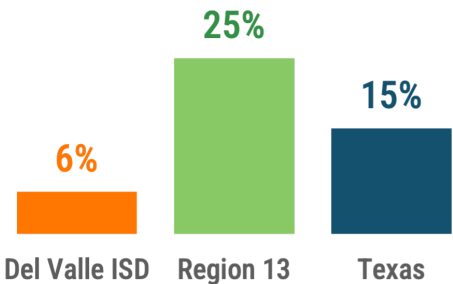
Potential Outcomes Bonus Funding: \$3,746,000
Accessed Outcomes Bonus Funding: \$225,000
Available CCMR Outcomes Bonus to be Accessed:

\$3,521,000

E3 Alliance is a nationally recognized, data-driven education collaborative based in Central Texas. We work across the state to transform education systems through data and collaboration so all students succeed. We also work to increase economic mobility and the overall quality of life for our community through education system alignment from pre-K to the workforce.

Total Expenditures Per Student: \$15,939
Teacher Incentive Allotment (TIA): \$0
Combined Tax Rate 2022-23: 1.18%

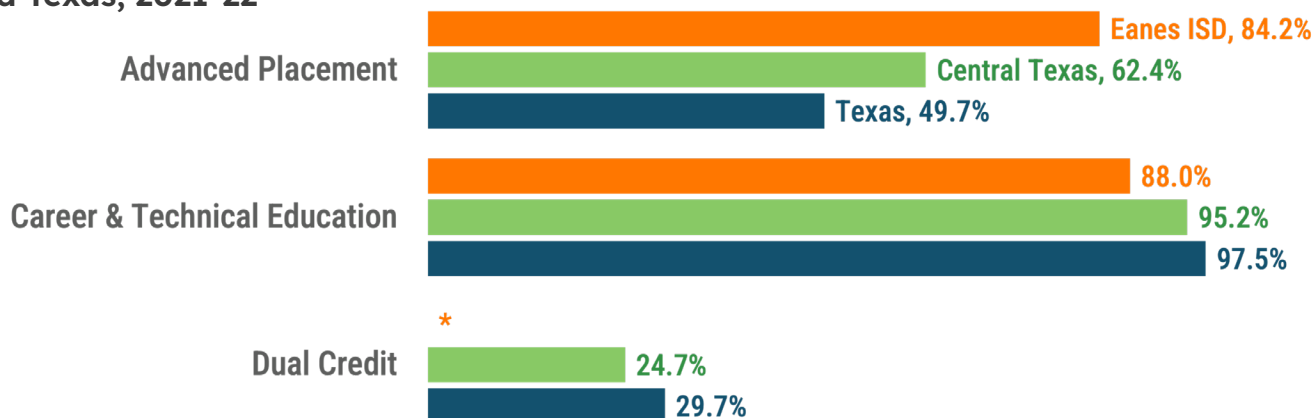
CCMR Outcomes Bonus Accessed, 2022-23



Have Questions?
Priscilla Flores, Senior Director of Policy
PFlores@E3Alliance.org

Postsecondary opportunities have expanded significantly, offering students diverse pathways to success beyond traditional high school education. Together, these opportunities empower students to tailor their educational experiences to their interests and career aspirations, paving the way for a successful future.

High school graduates who enrolled in at least one course in Advanced Placement, Career & Technical Education, and Dual Credit, comparing Eanes ISD, Central Texas, and Texas, 2021-22



* Masked due to low count (fewer than 5 students had this outcome)

Source: E3 Alliance Analysis of UT-Austin Education Research Center (ERC) Data

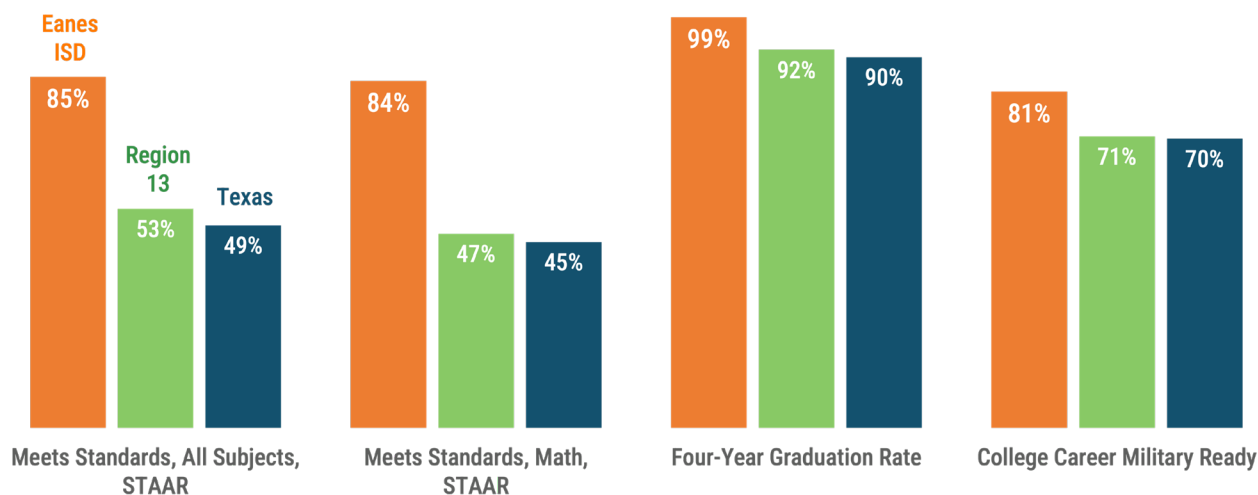
Advanced Placement (AP) courses allow students to earn college credit while still in high school, enhancing their academic profiles and readiness for higher education.

Dual Credit programs enable students to take college-level courses and receive both high school and college credits simultaneously.

Early College High Schools allow students to earn a high school diploma and an associate degree concurrently.

Career and Technical Education (CTE) programs allow students to gain industry-recognized certificates and practical skills, preparing them for immediate employment or further education in high-demand fields.

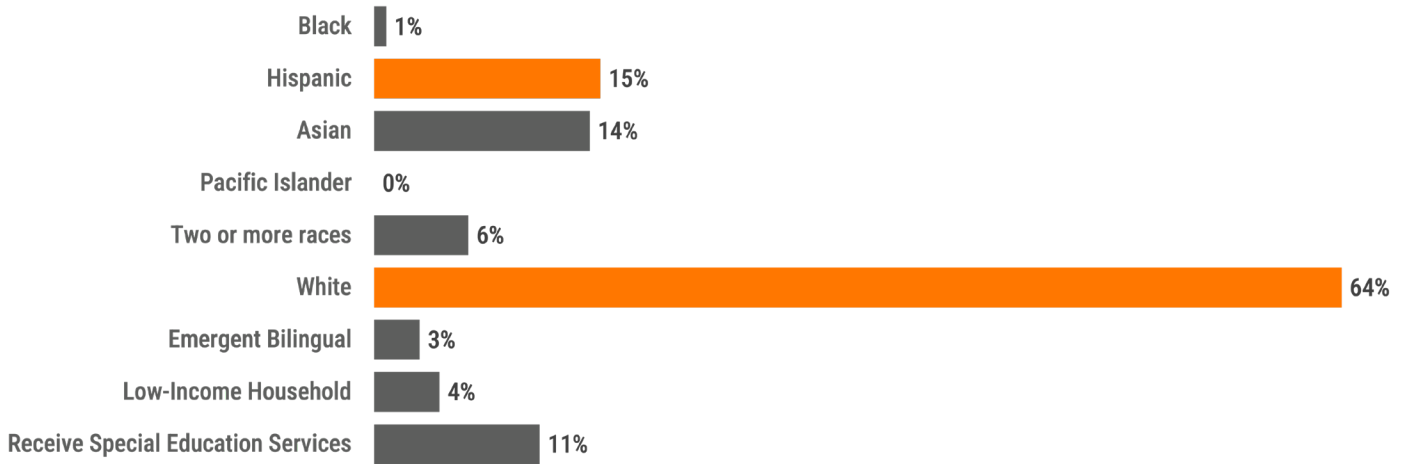
Academic Outcomes Comparing Students in Eanes ISD, Region 13, and Texas, 2022-23



Source: E3 Alliance Analysis of Texas Education Agency, Texas Academic Performance Report (TAPR).

Eanes ISD Student Demographics, School Year 2024-25

Total Students: 7,720



Eanes ISD Teachers, School Year 2024-25

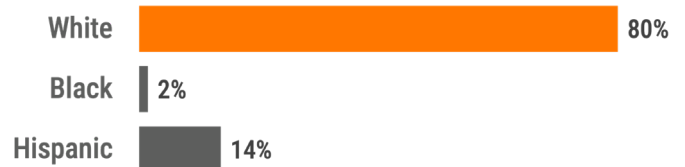
Average Salary: \$59,286

Less Than 5 Years Experience: 36%

Holds Advanced Degree: 37%

Teacher Turnover Rate: 21%

Student-to-Teacher Ratio: 13 students per teacher



Source: E3 Alliance Analysis of Texas Education Agency, Texas Academic Performance Report (TAPR).

Eanes ISD Financials

The College Career and Military Readiness (CCMR) Outcomes Bonus is funding a district can access when students meet postsecondary readiness requirements as set by the TEA.

Potential Outcomes Bonus Funding: \$1,751,000

Accessed Outcomes Bonus Funding: \$1,115,000

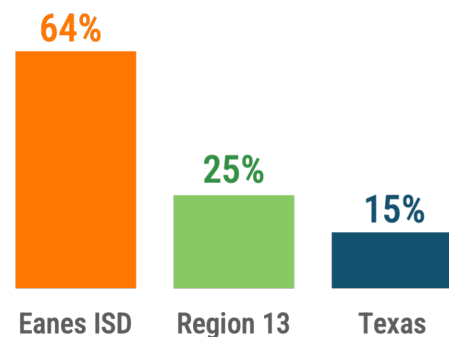
Available CCMR Outcomes Bonus to be Accessed:

\$636,000

E3 Alliance is a nationally recognized, data-driven education collaborative based in Central Texas. We work across the state to transform education systems through data and collaboration so all students succeed. We also work to increase economic mobility and the overall quality of life for our community through education system alignment from pre-K to the workforce.

Total Expenditures Per Student: \$14,562
Teacher Incentive Allotment (TIA): \$6,633
Combined Tax Rate 2022-23: 1.00%

CCMR Outcomes Bonus Accessed, 2022-23



Have Questions?
Priscilla Flores, Senior Director of Policy
PFlores@E3Alliance.org

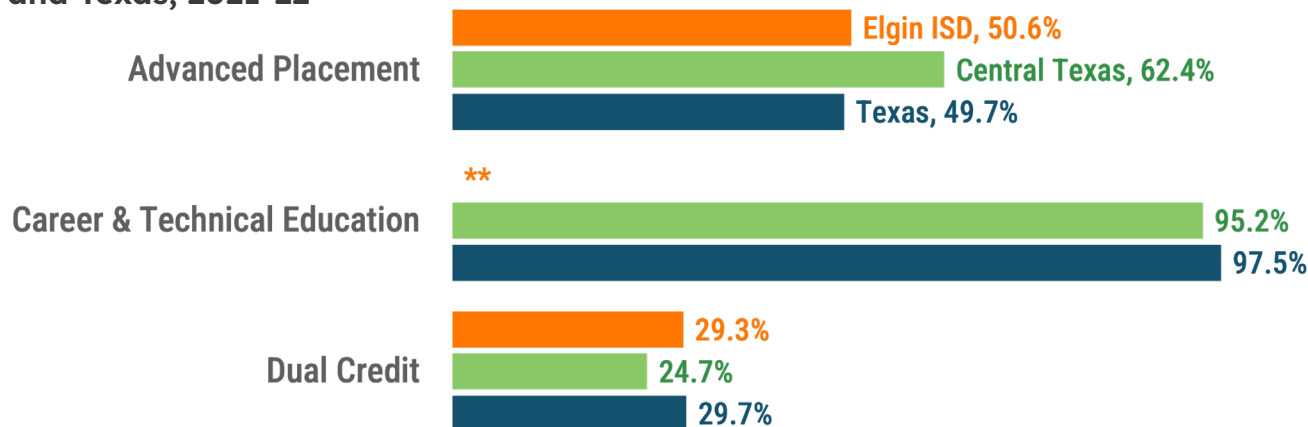
E3 Alliance

e3Alliance.org

Source: E3 Alliance analysis of Texas Education Agency, School District State Aid Reports, Summary of Finances.

Postsecondary opportunities have expanded significantly, offering students diverse pathways to success beyond traditional high school education. Together, these opportunities empower students to tailor their educational experiences to their interests and career aspirations, paving the way for a successful future.

High school graduates who enrolled in at least one course in Advanced Placement, Career & Technical Education, and Dual Credit, comparing Elgin ISD, Central Texas, and Texas, 2021-22



** Masked due to high proportion (fewer than 5 students did NOT have this outcome)

Source: E3 Alliance Analysis of UT-Austin Education Research Center (ERC) Data

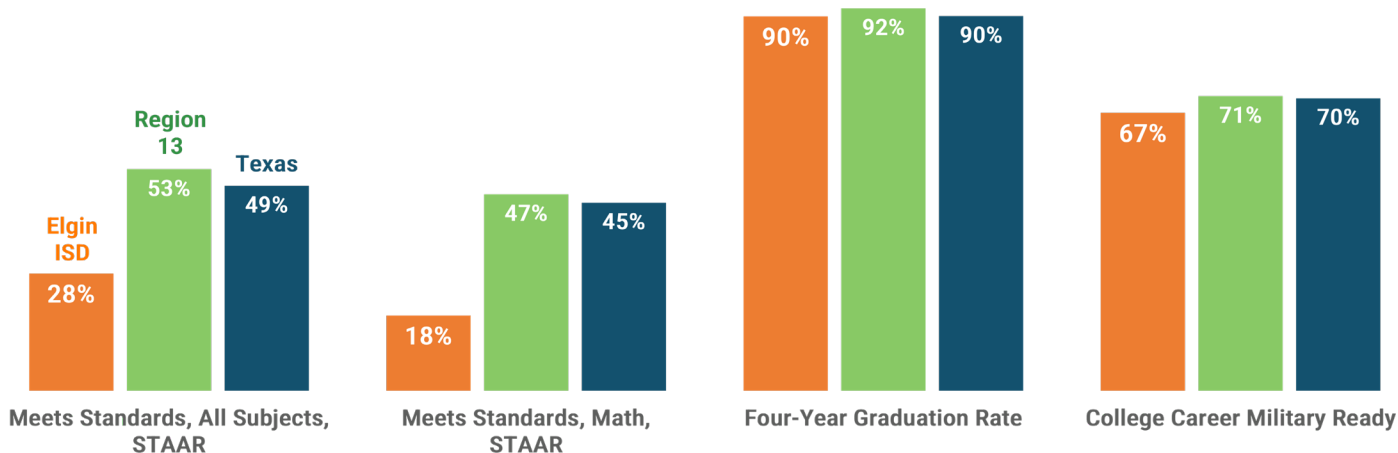
Advanced Placement (AP) courses allow students to earn college credit while still in high school, enhancing their academic profiles and readiness for higher education.

Dual Credit programs enable students to take college-level courses and receive both high school and college credits simultaneously.

Early College High Schools allow students to earn a high school diploma and an associate degree concurrently.

Career and Technical Education (CTE) programs allow students to gain industry-recognized certificates and practical skills, preparing them for immediate employment or further education in high-demand fields.

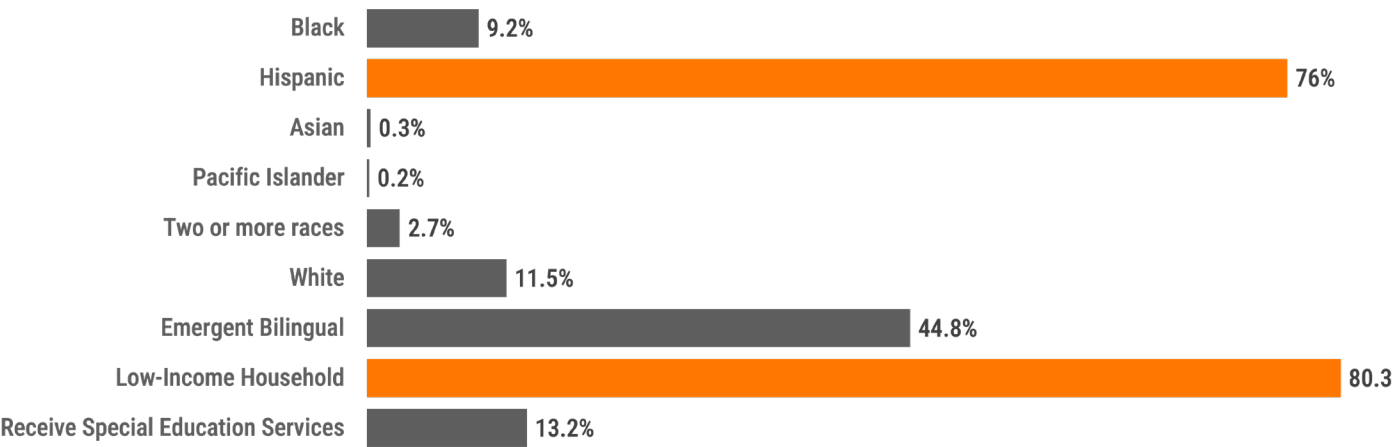
Academic Outcomes Comparing Students in Elgin ISD, Region 13, and Texas, 2022-23



Source: E3 Alliance Analysis of Texas Education Agency, Texas Academic Performance Report (TAPR).

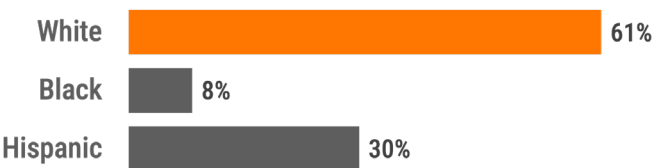
Elgin ISD Student Demographics, School Year 2024-25

Total Students: 5,389



Elgin ISD Teachers, School Year 2024-25

Average Salary: \$56,673
Less Than 5 Years Experience: 54.5%
Holds Advanced Degree: 19.7%
Teacher Turnover Rate: 32.4%
Student-to-Teacher Ratio: 18 students per teacher



Source: E3 Alliance Analysis of Texas Education Agency, Texas Academic Performance Report (TAPR).

Elgin ISD Financials

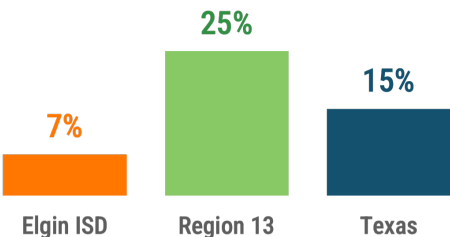
The College Career and Military Readiness (CCMR) Outcomes Bonus is funding a district can access when students meet postsecondary readiness requirements as set by the TEA.

Potential Outcomes Bonus Funding: \$1,410,000
Accessed Outcomes Bonus Funding: \$100,000
Available CCMR Outcomes Bonus to be Accessed:

\$1,310,000

Total Expenditures Per Student: \$13,324
Teacher Incentive Allotment (TIA): \$4515
Combined Tax Rate 2022-23: 1.41%

CCMR Outcomes Bonus Accessed, 2022-23



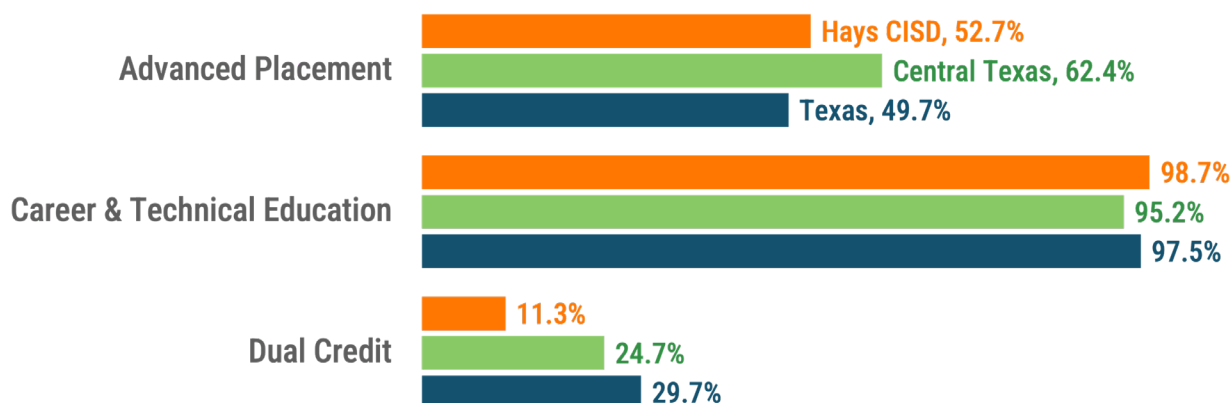
E3 Alliance is a nationally recognized, data-driven education collaborative based in Central Texas. We work across the state to transform education systems through data and collaboration so all students succeed. We also work to increase economic mobility and the overall quality of life for our community through education system alignment from pre-K to the workforce.

Source: E3 Alliance analysis of Texas Education Agency, School District State Aid Reports, Summary of Finances.

Have Questions?
Priscilla Flores, Senior Director of Policy
PFlores@E3Alliance.org

Postsecondary opportunities have expanded significantly, offering students diverse pathways to success beyond traditional high school education. Together, these opportunities empower students to tailor their educational experiences to their interests and career aspirations, paving the way for a successful future.

High school graduates who enrolled in at least one course in Advanced Placement, Career & Technical Education, and Dual Credit, comparing Hays CISD, Central Texas, and Texas, 2021-22



Source: E3 Alliance Analysis of UT-Austin Education Research Center (ERC) Data

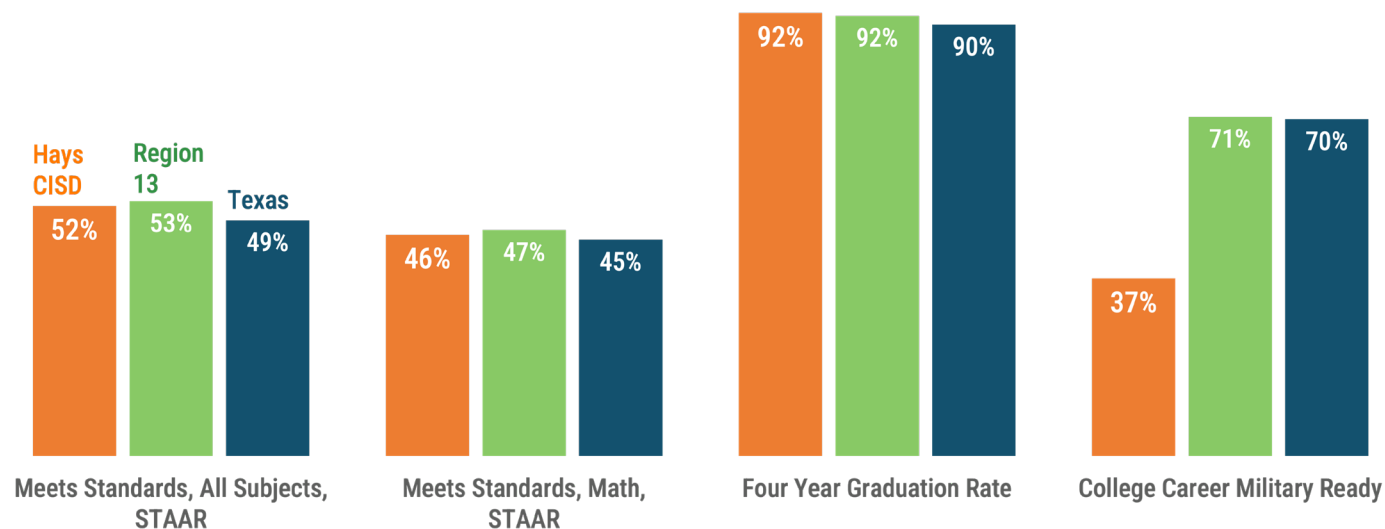
Advanced Placement (AP) courses allow students to earn college credit while still in high school, enhancing their academic profiles and readiness for higher education.

Dual Credit programs enable students to take college-level courses and receive both high school and college credits simultaneously.

Early College High Schools allow students to earn a high school diploma and an associate degree concurrently.

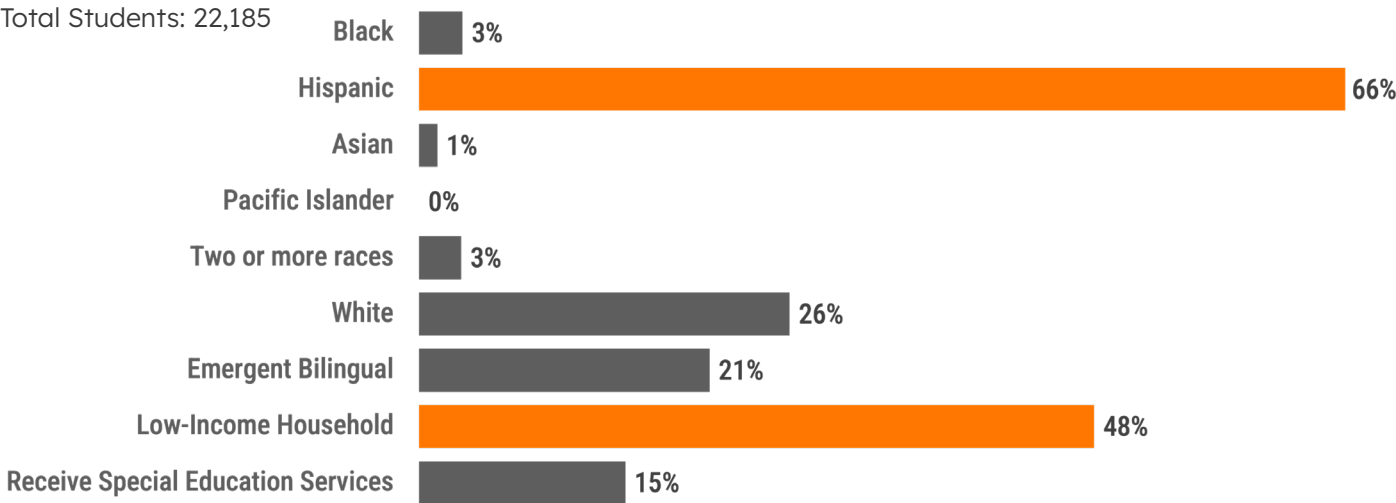
Career and Technical Education (CTE) programs allow students to gain industry-recognized certificates and practical skills, preparing them for immediate employment or further education in high-demand fields.

Academic Outcomes Comparing Students in Hays CISD, Region 13, and Texas, 2022-23




Source: E3 Alliance Analysis of Texas Education Agency, Texas Academic Performance Report (TAPR).

Hays CISD Student Demographics, School Year 2024-25



Hays CISD Teachers, School Year 2024-25



Source: E3 Alliance analysis of Texas Education Agency Texas Academic Performance Reports.

Hays CISD Financials

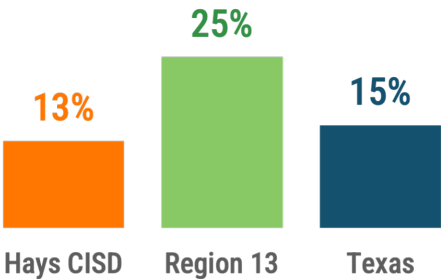
The College Career and Military Readiness (CCMR) Outcomes Bonus is funding a district can access when students meet postsecondary readiness requirements as set by the TEA.

Total Expenditures Per Student: \$13,857
Teacher Incentive Allotment (TIA): \$625,663
Combined Tax Rate 2022-23: 1.34%

CCMR Outcomes Bonus Accessed, 2022-23

Potential Outcomes Bonus Funding: \$5,312,000
Accessed Outcomes Bonus Funding: \$674,000
Available CCMR Outcomes Bonus to be Accessed:

\$4,638,000



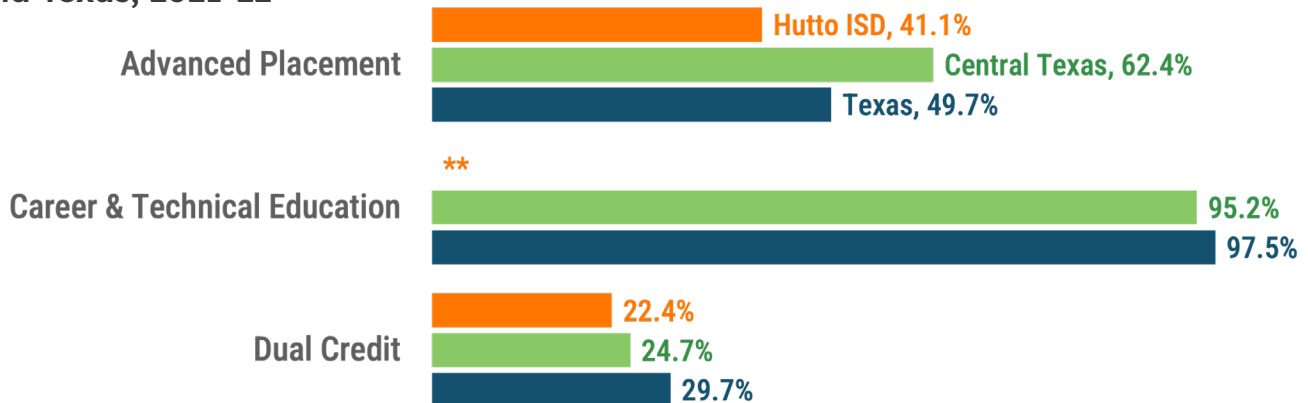
Source: E3 Alliance analysis of Texas Education Agency School District State Aid Reports, Summary of Finances

E3 Alliance is a nationally recognized, data-driven education collaborative based in Central Texas. We work across the state to transform education systems through data and collaboration so all students succeed. We also work to increase economic mobility and the overall quality of life for our community through education system alignment from pre-K to the workforce.

Have Questions?
Priscilla Flores, Senior Director of Policy
PFlores@E3Alliance.org

Postsecondary opportunities have expanded significantly, offering students diverse pathways to success beyond traditional high school education. Together, these opportunities empower students to tailor their educational experiences to their interests and career aspirations, paving the way for a successful future.

High school graduates who enrolled in at least one course in Advanced Placement, Career & Technical Education, and Dual Credit, comparing Hutto ISD, Central Texas, and Texas, 2021-22



** Masked due to high proportion (fewer than 5 students did NOT have this outcome)

Source: E3 Alliance Analysis of UT-Austin Education Research Center (ERC) Data

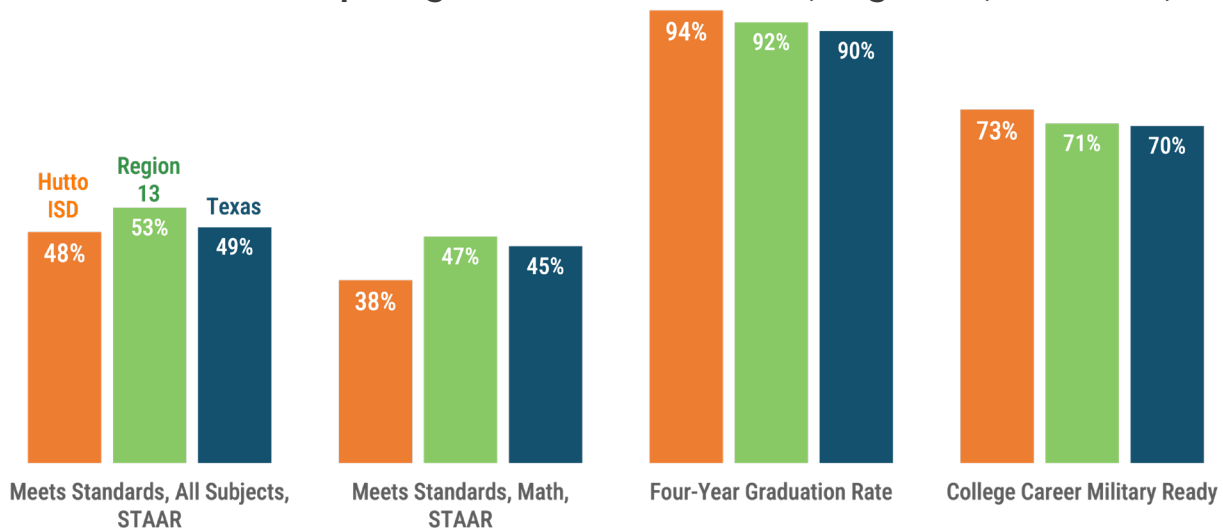
Advanced Placement (AP) courses allow students to earn college credit while still in high school, enhancing their academic profiles and readiness for higher education.

Dual Credit programs enable students to take college-level courses and receive both high school and college credits simultaneously.

Early College High Schools allow students to earn a high school diploma and an associate degree concurrently.

Career and Technical Education (CTE) programs allow students to gain industry-recognized certificates and practical skills, preparing them for immediate employment or further education in high-demand fields.

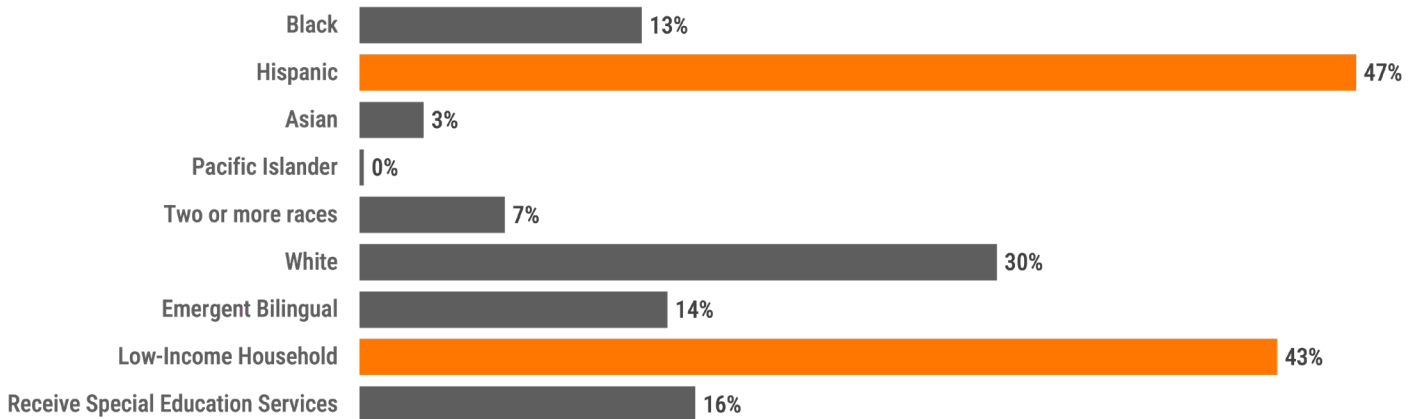
Academic Outcomes Comparing Students in Hutto ISD, Region 13, and Texas, 2022-23



Source: E3 Alliance Analysis of Texas Education Agency, Texas Academic Performance Report (TAPR).

Hutto ISD Student Demographics, School Year 2024-25

Total Students: 9,598



Hutto ISD Teachers, School Year 2024-25

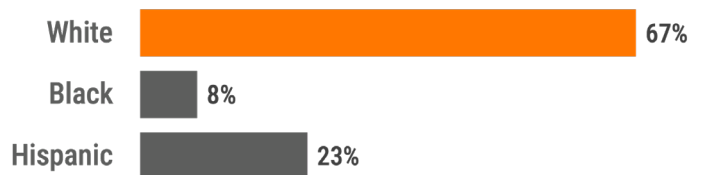
Average Salary: \$61,057

Less Than 5 Years Experience: 43%

Holds Advanced Degree: 24%

Teacher Turnover Rate: 31%

Student-to-Teacher Ratio: 15 students per teacher



Source: E3 Alliance Analysis of Texas Education Agency, Texas Academic Performance Report (TAPR).

Hutto ISD Financials

The College Career and Military Readiness (CCMR) Outcomes Bonus is funding a district can access when students meet postsecondary readiness requirements as set by the TEA.

Potential Outcomes Bonus Funding: \$2,352,000

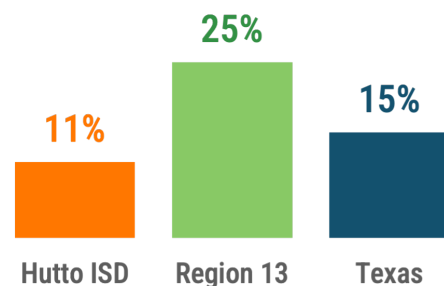
Accessed Outcomes Bonus Funding: \$253,000

Available CCMR Outcomes Bonus to be Accessed:

\$2,099,000

Total Expenditures Per Student: \$14,679
Teacher Incentive Allotment (TIA): \$37,000
Combined Tax Rate 2022-23: 1.39%

CCMR Outcomes Bonus Accessed, 2022-23



E3 Alliance is a nationally recognized, data-driven education collaborative based in Central Texas. We work across the state to transform education systems through data and collaboration so all students succeed. We also work to increase economic mobility and the overall quality of life for our community through education system alignment from pre-K to the workforce.

Source: E3 Alliance analysis of Texas Education Agency, School District State Aid Reports, Summary of Finances.

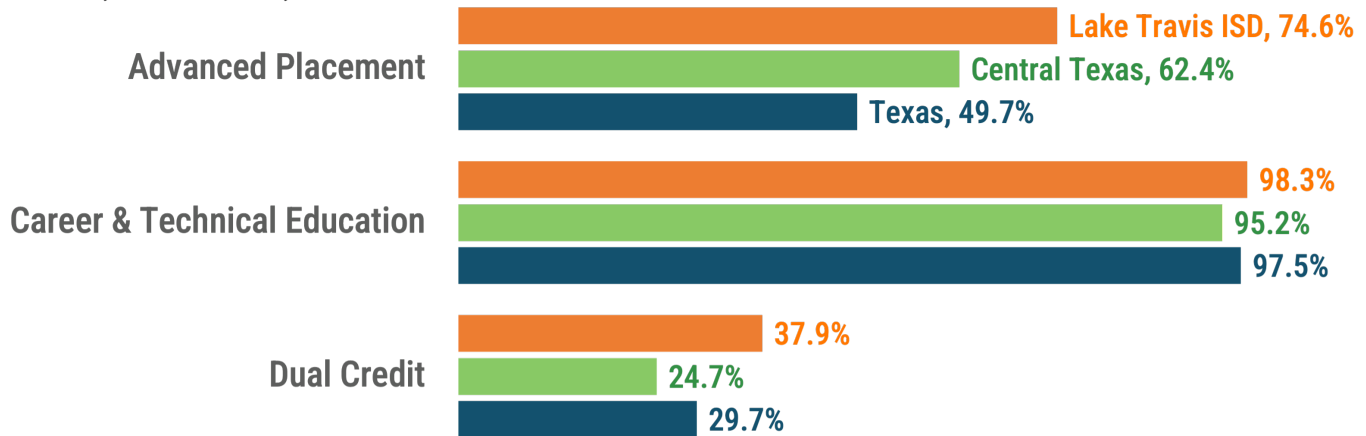
Have Questions?
Priscilla Flores, Senior Director of Policy
PFlores@E3Alliance.org

E3 Alliance

e3Alliance.org

Postsecondary opportunities have expanded significantly, offering students diverse pathways to success beyond traditional high school education. Together, these opportunities empower students to tailor their educational experiences to their interests and career aspirations, paving the way for a successful future.

High school graduates who enrolled in at least one course in Advanced Placement, Career & Technical Education, and Dual Credit, comparing Lake Travis ISD, Central Texas, and Texas, 2021-22



Source: E3 Alliance Analysis of UT-Austin Education Research Center (ERC) Data

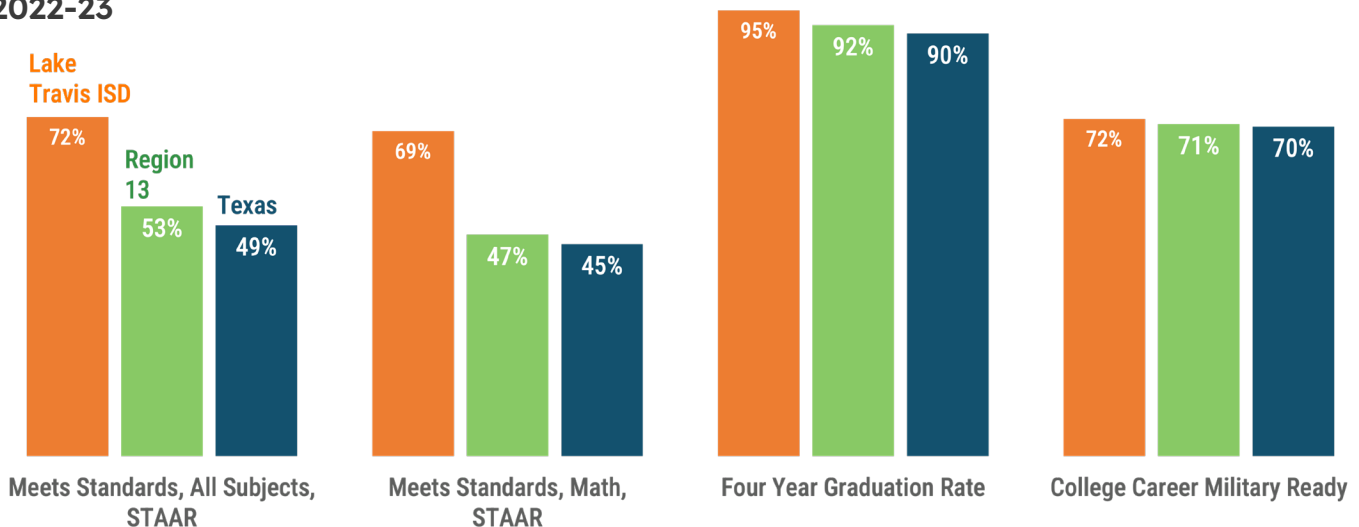
Advanced Placement (AP) courses allow students to earn college credit while still in high school, enhancing their academic profiles and readiness for higher education.

Dual Credit programs enable students to take college-level courses and receive both high school and college credits simultaneously.

Early College High Schools allow students to earn a high school diploma and an associate degree concurrently.

Career and Technical Education (CTE) programs allow students to gain industry-recognized certificates and practical skills, preparing them for immediate employment or further education in high-demand fields.

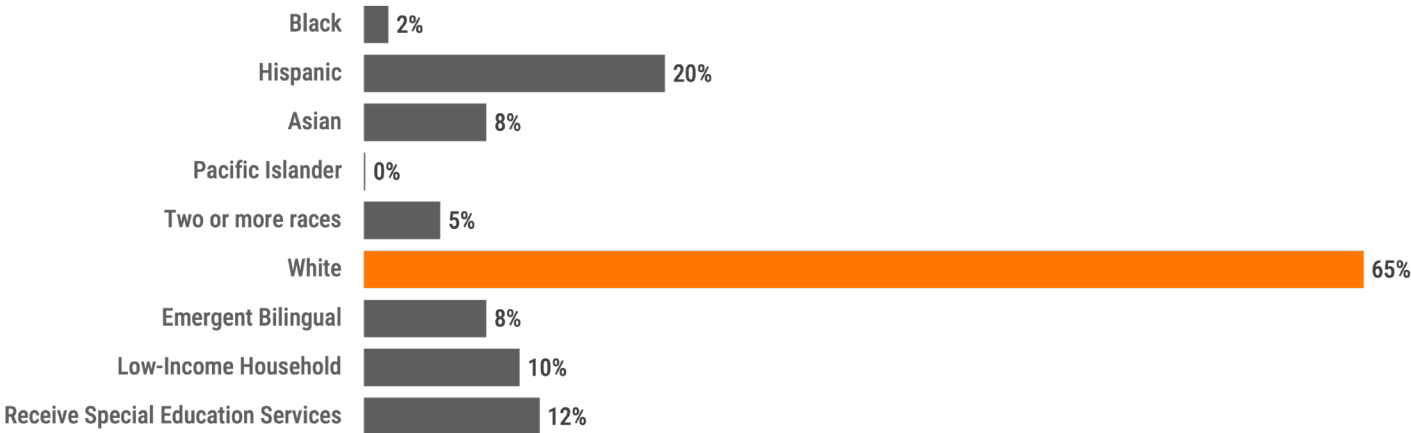
Academic Outcomes Comparing Students in Lake Travis ISD, Region 13, and Texas, 2022-23



Source: E3 Alliance Analysis of Texas Education Agency, Texas Academic Performance Report (TAPR).

Lake Travis ISD Student Demographics, School Year 2024-25

Total Students: 11,358



Lake Travis ISD Teachers, School Year 2024-25

Average Salary: \$60,752
Less Than 5 Years Experience: 36.3%
Holds Advanced Degree: 30.5%
Teacher Turnover Rate: 22%
17 students per teacher



Source: E3 Alliance analysis of Texas Education Agency Texas Academic Performance Reports.

Lake Travis ISD Financials

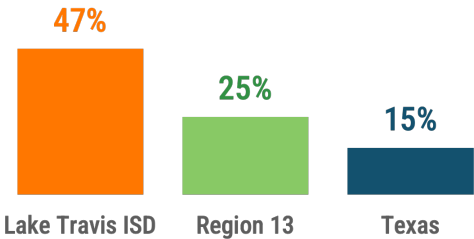
The College Career and Military Readiness (CCMR) Outcomes Bonus is funding a district can access when students meet postsecondary readiness requirements as set by the TEA.

Total Expenditures Per Student: \$14,830
Teacher Incentive Allotment (TIA): \$12,939
Combined Tax Rate 2022-23: 1.2%

CCMR Outcomes Bonus Accessed, 2022-23

Potential Outcomes Bonus Funding: \$2,269,000
Accessed Outcomes Bonus Funding: \$1,065,000
Available CCMR Outcomes Bonus to be Accessed:

\$1,204,000



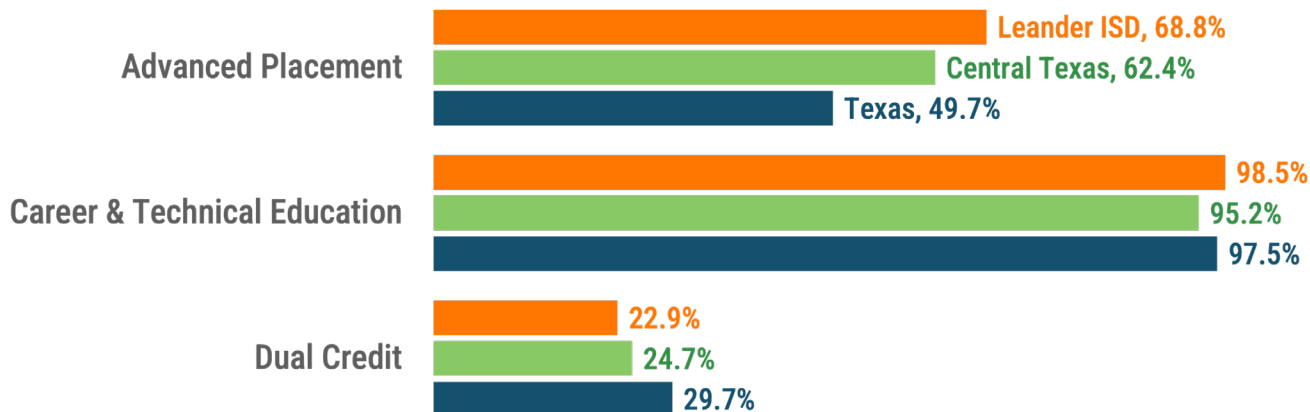
Source: E3 Alliance analysis of Texas Education Agency School District State Aid Reports, Summary of Finances

E3 Alliance is a nationally recognized, data-driven education collaborative based in Central Texas. We work across the state to transform education systems through data and collaboration so all students succeed. We also work to increase economic mobility and the overall quality of life for our community through education system alignment from pre-K to the workforce.

Have Questions?
Priscilla Flores, Senior Director of Policy
PFlores@E3Alliance.org

Postsecondary opportunities have expanded significantly, offering students diverse pathways to success beyond traditional high school education. Together, these opportunities empower students to tailor their educational experiences to their interests and career aspirations, paving the way for a successful future.

High school graduates who enrolled in at least one course in Advanced Placement, Career & Technical Education, and Dual Credit, comparing Leander ISD, Central Texas, and Texas, 2021-22



Source: E3 Alliance Analysis of UT-Austin Education Research Center (ERC) Data

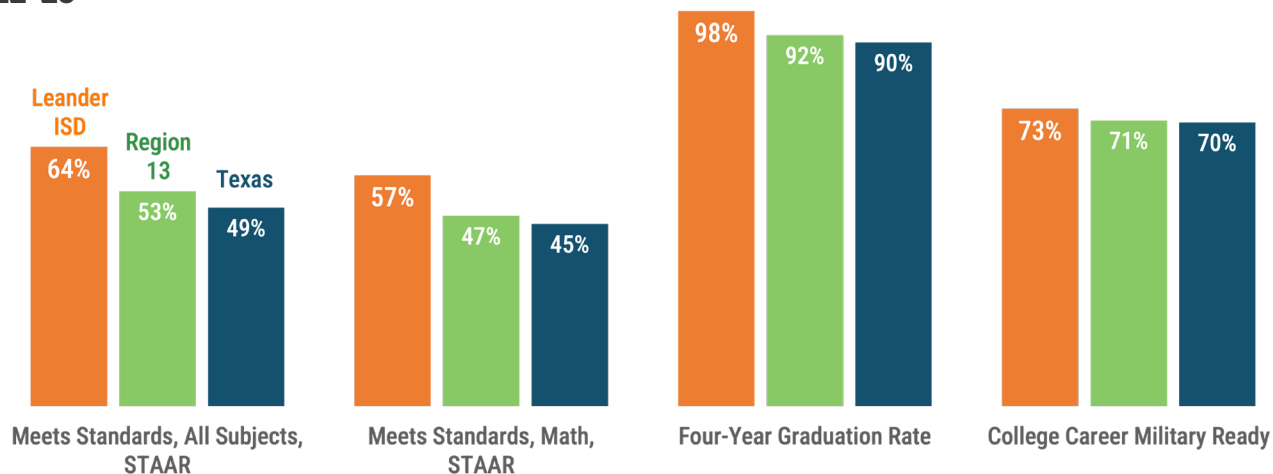
Advanced Placement (AP) courses allow students to earn college credit while still in high school, enhancing their academic profiles and readiness for higher education.

Dual Credit programs enable students to take college-level courses and receive both high school and college credits simultaneously.

Early College High Schools allow students to earn a high school diploma and an associate degree concurrently.

Career and Technical Education (CTE) programs allow students to gain industry-recognized certificates and practical skills, preparing them for immediate employment or further education in high-demand fields.

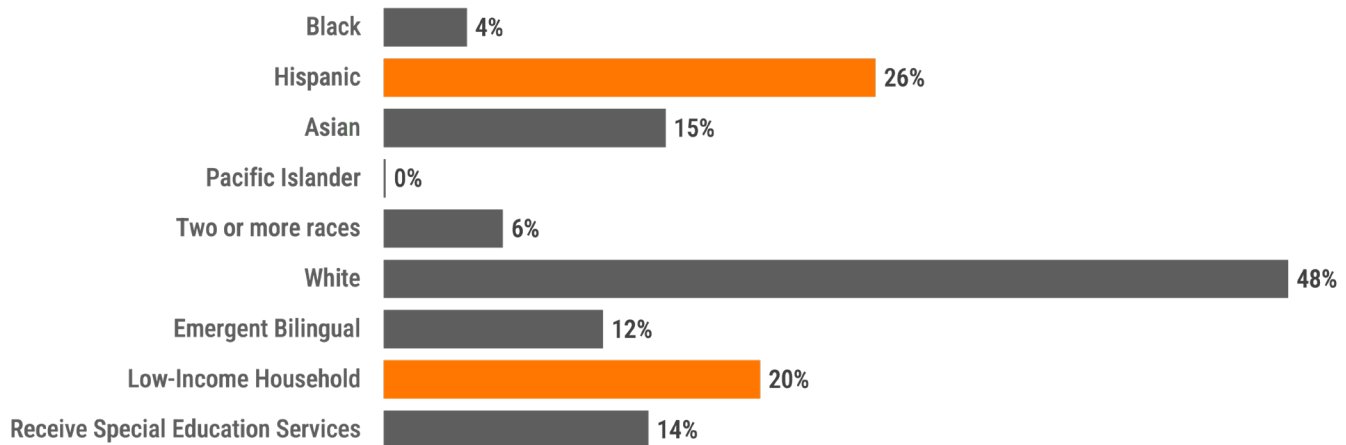
Academic Outcomes Comparing Students in Leander ISD, Region 13, and Texas, 2022-23



Source: E3 Alliance Analysis of Texas Education Agency, Texas Academic Performance Report (TAPR).

Leander ISD Student Demographics, School Year 2024-25

Total Students: 42,320



Leander ISD Teachers, School Year 2024-25

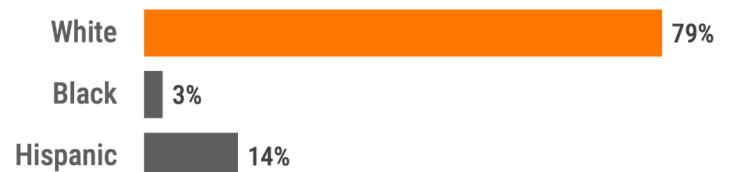
Average Salary: \$58,713

Less Than 5 Years Experience: 30%

Holds Advanced Degree: 24%

Teacher Turnover Rate: 22%

Student-to-Teacher Ratio: 14 students per teacher



Source: E3 Alliance Analysis of Texas Education Agency, Texas Academic Performance Report (TAPR).

Leander ISD Financials

The College Career and Military Readiness (CCMR) Outcomes Bonus is funding a district can access when students meet postsecondary readiness requirements as set by the TEA.

Potential Outcomes Bonus Funding: \$8,921,000

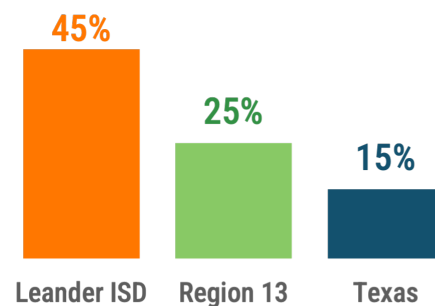
Accessed Outcomes Bonus Funding: \$4,048,000

Available CCMR Outcomes Bonus to be Accessed:

\$4,873,000

Total Expenditures Per Student: \$13,254
Teacher Incentive Allotment (TIA): \$15,757
Combined Tax Rate 2022-23: 1.27%

CCMR Outcomes Bonus Accessed, 2022-23



E3 Alliance is a nationally recognized, data-driven education collaborative based in Central Texas. We work across the state to transform education systems through data and collaboration so all students succeed. We also work to increase economic mobility and the overall quality of life for our community through education system alignment from pre-K to the workforce.

Have Questions?
Priscilla Flores, Senior Director of Policy
PFlores@E3Alliance.org

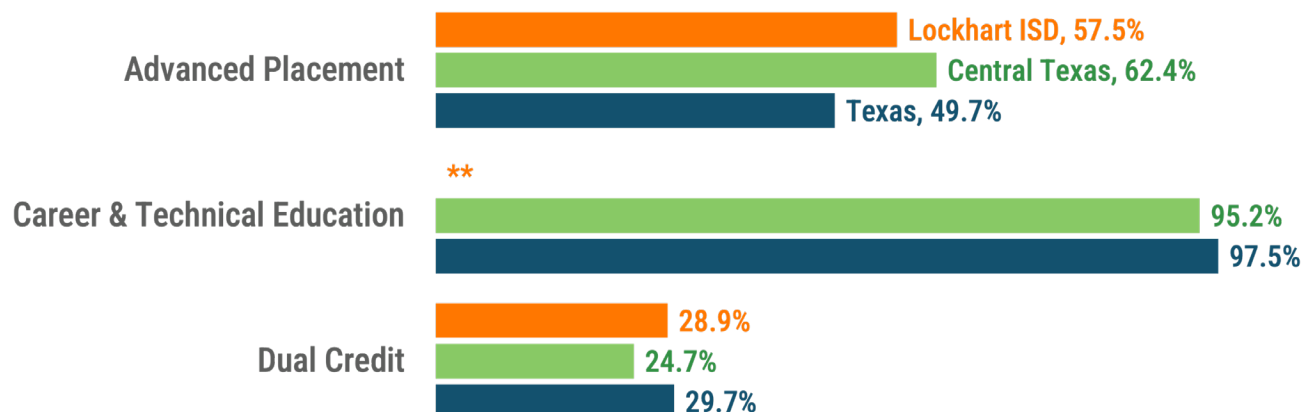
E3 Alliance

e3Alliance.org

Source: E3 Alliance analysis of Texas Education Agency, School District State Aid Reports, Summary of Finances.

Postsecondary opportunities have expanded significantly, offering students diverse pathways to success beyond traditional high school education. Together, these opportunities empower students to tailor their educational experiences to their interests and career aspirations, paving the way for a successful future.

High school graduates who enrolled in at least one course in Advanced Placement, Career & Technical Education, and Dual Credit, comparing Lockhart ISD, Central Texas, and Texas, 2021-22



** Masked due to high proportion (fewer than 5 students did NOT have this outcome)

Source: E3 Alliance Analysis of UT-Austin Education Research Center (ERC) Data

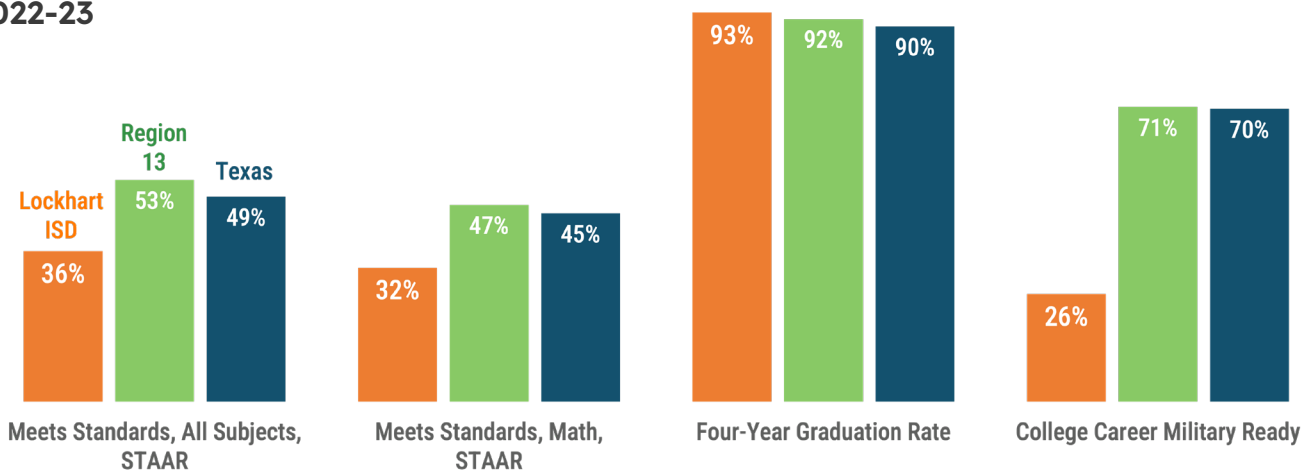
Advanced Placement (AP) courses allow students to earn college credit while still in high school, enhancing their academic profiles and readiness for higher education.

Dual Credit programs enable students to take college-level courses and receive both high school and college credits simultaneously.

Early College High Schools allow students to earn a high school diploma and an associate degree concurrently.

Career and Technical Education (CTE) programs allow students to gain industry-recognized certificates and practical skills, preparing them for immediate employment or further education in high-demand fields.

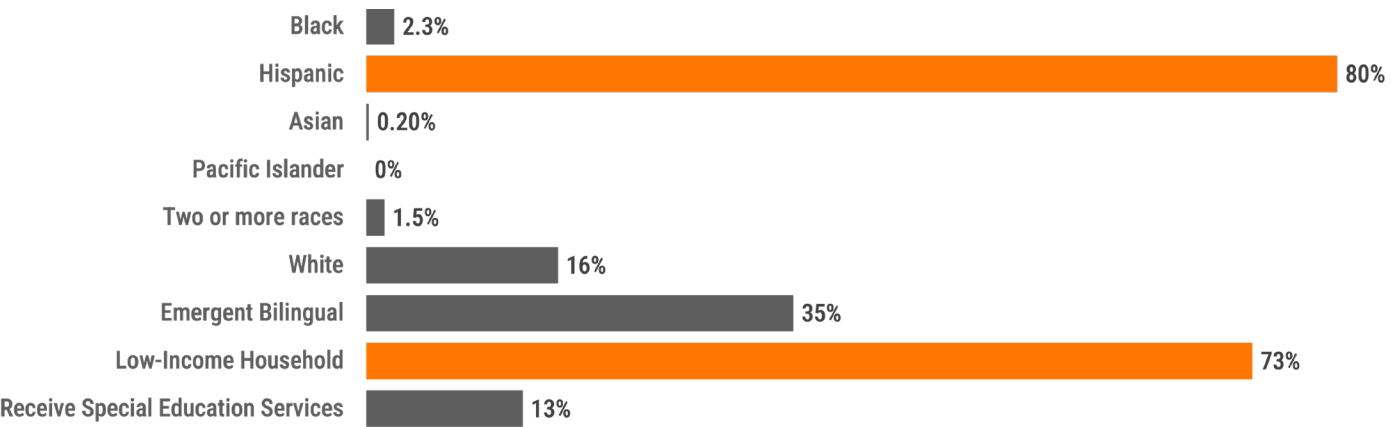
Academic Outcomes Comparing Students in Lockhart ISD, Region 13, and Texas, 2022-23



Source: E3 Alliance Analysis of Texas Education Agency, Texas Academic Performance Report (TAPR).

Lockhart ISD Student Demographics, School Year 2024-25

Total Students: 6,430



Lockhart ISD Teachers, School Year 2024-25

Average Salary: \$56,565
Less Than 5 Years Experience: 51.2%
Holds Advanced Degree: 19.6%
Teacher Turnover Rate: 24.4%
Student-to-Teacher Ratio: 16 students per teacher



Source: E3 Alliance Analysis of Texas Education Agency, Texas Academic Performance Report (TAPR).

Lockhart ISD Financials

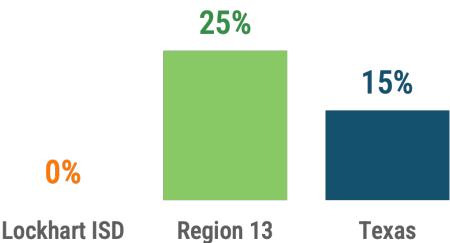
The College Career and Military Readiness (CCMR) Outcomes Bonus is funding a district can access when students meet postsecondary readiness requirements as set by the TEA.

Potential Outcomes Bonus Funding: \$1,828,000
Accessed Outcomes Bonus Funding: \$0
Available CCMR Outcomes Bonus to be Accessed:

\$1,828,000

Total Expenditures Per Student: \$11,000
Teacher Incentive Allotment (TIA): \$416,098
Combined Tax Rate 2022-23: 1.11%

CCMR Outcomes Bonus Accessed, 2022-23



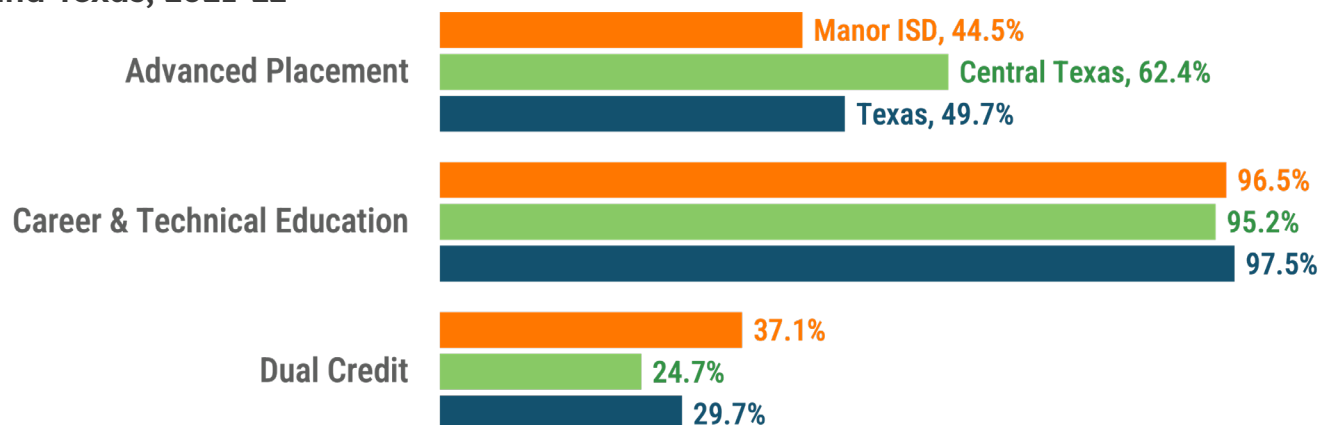
E3 Alliance is a nationally recognized, data-driven education collaborative based in Central Texas. We work across the state to transform education systems through data and collaboration so all students succeed. We also work to increase economic mobility and the overall quality of life for our community through education system alignment from pre-K to the workforce.

Source: E3 Alliance analysis of Texas Education Agency, School District State Aid Reports, Summary of Finances.

Have Questions?
Priscilla Flores, Senior Director of Policy
PFlores@E3Alliance.org

Postsecondary opportunities have expanded significantly, offering students diverse pathways to success beyond traditional high school education. Together, these opportunities empower students to tailor their educational experiences to their interests and career aspirations, paving the way for a successful future.

High school graduates who enrolled in at least one course in Advanced Placement, Career & Technical Education, and Dual Credit, comparing Manor ISD, Central Texas, and Texas, 2021-22



Source: E3 Alliance Analysis of UT-Austin Education Research Center (ERC) Data

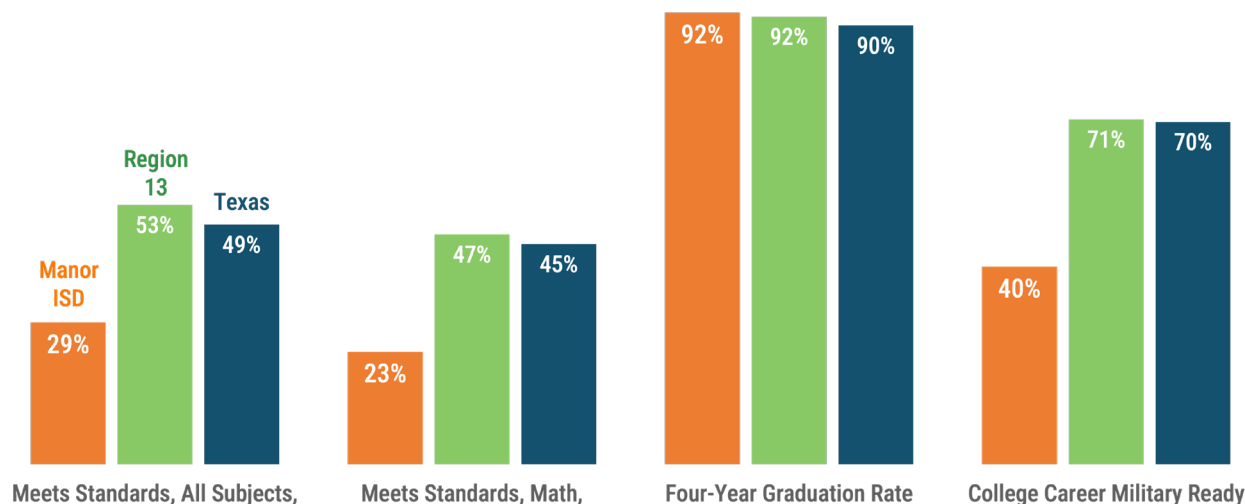
Advanced Placement (AP) courses allow students to earn college credit while still in high school, enhancing their academic profiles and readiness for higher education.

Dual Credit programs enable students to take college-level courses and receive both high school and college credits simultaneously.

Early College High Schools allow students to earn a high school diploma and an associate degree concurrently.

Career and Technical Education (CTE) programs allow students to gain industry-recognized certificates and practical skills, preparing them for immediate employment or further education in high-demand fields.

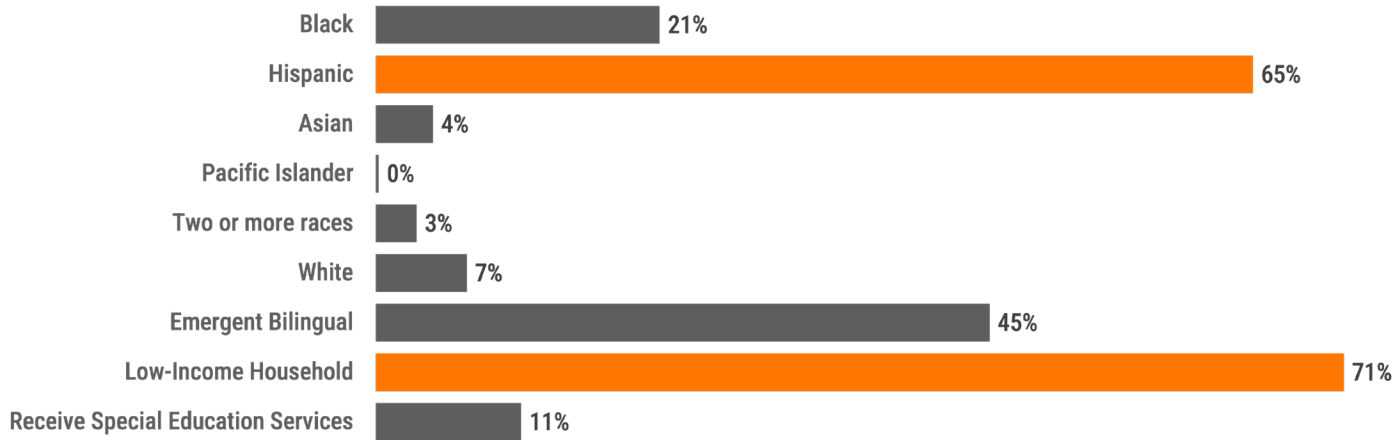
Academic Outcomes Comparing Students in Manor ISD, Region 13, and Texas, 2022-23



Source: E3 Alliance Analysis of Texas Education Agency, Texas Academic Performance Report (TAPR).

Manor ISD Student Demographics, School Year 2024-25

Total Students: 9,227



Manor ISD Teachers, School Year 2024-25

Average Salary: \$58,454
Less Than 5 Years Experience: 56.6%
Holds Advanced Degree: 19.5%
Teacher Turnover Rate: 41%
Student-to-Teacher Ratio: 15 students per teacher



Source: E3 Alliance Analysis of Texas Education Agency, Texas Academic Performance Report (TAPR).

Manor ISD Financials

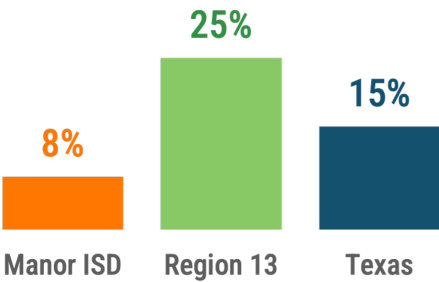
The College Career and Military Readiness (CCMR) Outcomes Bonus is funding a district can access when students meet postsecondary readiness requirements as set by the TEA.

Potential Outcomes Bonus Funding: \$2,560,000
Accessed Outcomes Bonus Funding: \$197,000
Available CCMR Outcomes Bonus to be Accessed:

\$2,363,000

Total Expenditures Per Student: \$15,738
Teacher Incentive Allotment (TIA): \$0
Combined Tax Rate 2022-23: 1.35%

CCMR Outcomes Bonus Accessed, 2022-23



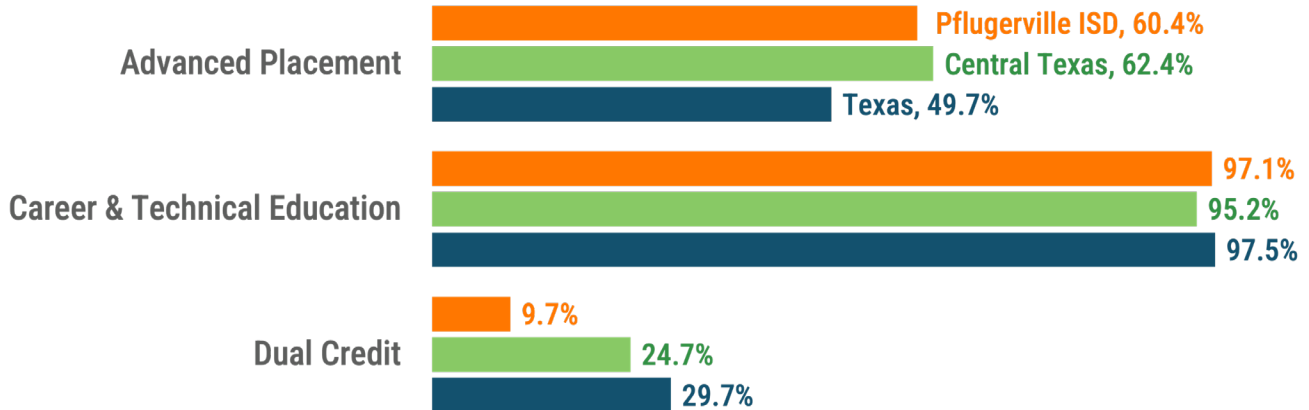
E3 Alliance is a nationally recognized, data-driven education collaborative based in Central Texas. We work across the state to transform education systems through data and collaboration so all students succeed. We also work to increase economic mobility and the overall quality of life for our community through education system alignment from pre-K to the workforce.

Source: E3 Alliance analysis of Texas Education Agency, School District State Aid Reports, Summary of Finances.

Have Questions?
Priscilla Flores, Senior Director of Policy
PFlores@E3Alliance.org

Postsecondary opportunities have expanded significantly, offering students diverse pathways to success beyond traditional high school education. Together, these opportunities empower students to tailor their educational experiences to their interests and career aspirations, paving the way for a successful future.

High school graduates who enrolled in at least one course in Advanced Placement, Career & Technical Education, and Dual Credit, comparing Pflugerville ISD, Central Texas, and Texas, 2021-22



Source: E3 Alliance Analysis of UT-Austin Education Research Center (ERC) Data

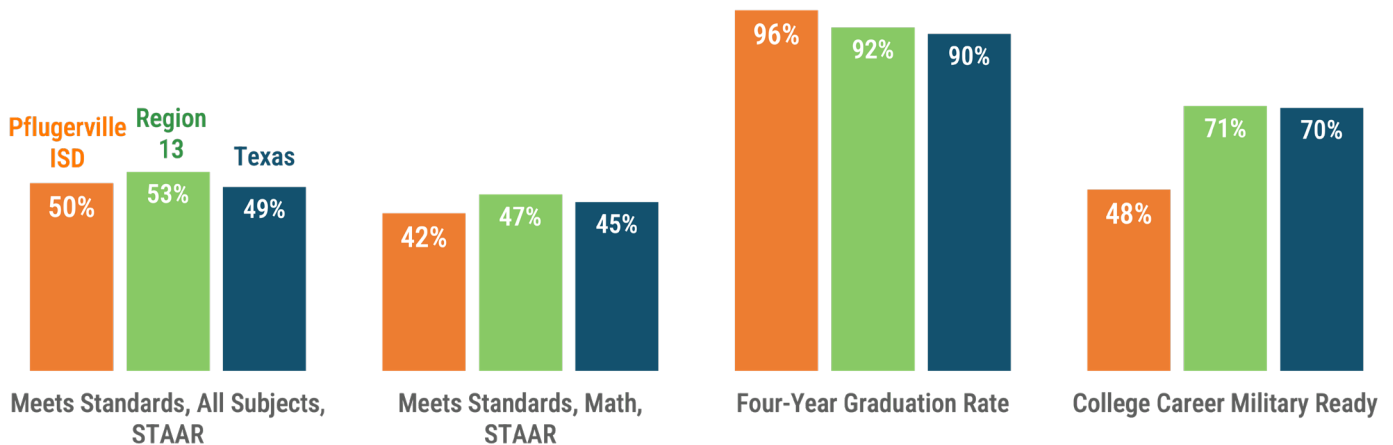
Advanced Placement (AP) courses allow students to earn college credit while still in high school, enhancing their academic profiles and readiness for higher education.

Dual Credit programs enable students to take college-level courses and receive both high school and college credits simultaneously.

Early College High Schools allow students to earn a high school diploma and an associate degree concurrently.

Career and Technical Education (CTE) programs allow students to gain industry-recognized certificates and practical skills, preparing them for immediate employment or further education in high-demand fields.

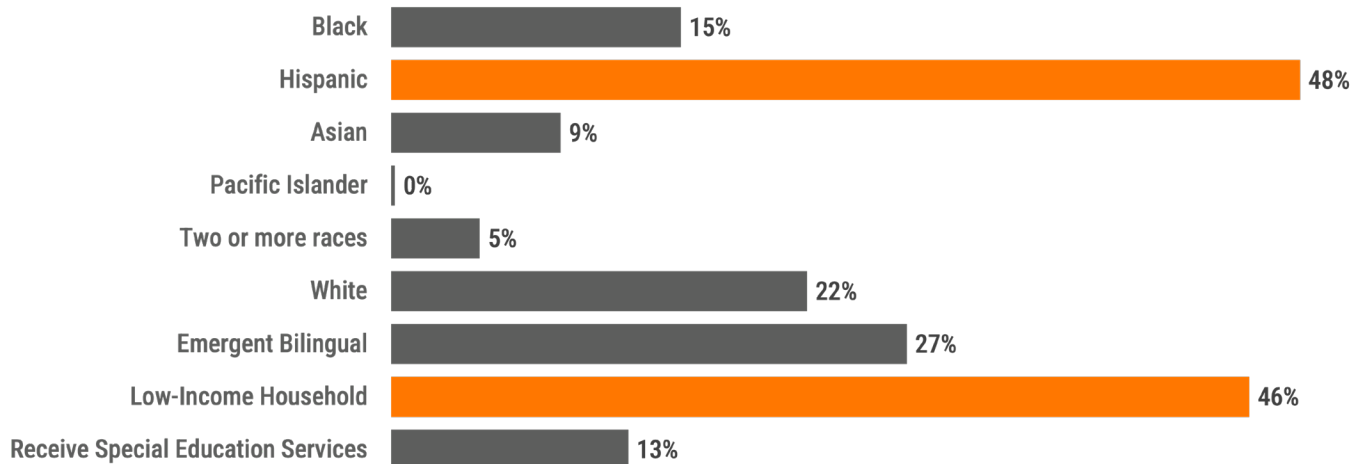
Academic Outcomes Comparing Students in Pflugerville ISD, Region 13, and Texas, 2022-23



Source: E3 Alliance Analysis of Texas Education Agency, Texas Academic Performance Report (TAPR).

Pflugerville ISD Student Demographics, School Year 2024-25

Total Students: 25,419



Pflugerville ISD Teachers, School Year 2024-25

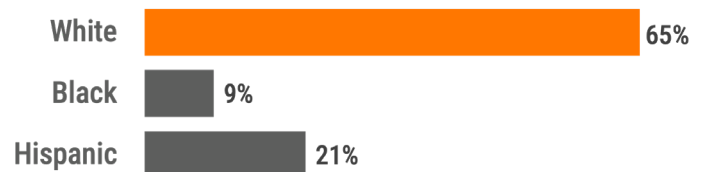
Average Salary: \$57,953

Less Than 5 Years Experience: 36.3%

Holds Advanced Degree: 29%

Teacher Turnover Rate: 25%

Student-to-Teacher Ratio: 14 students per teacher



Source: E3 Alliance Analysis of Texas Education Agency, Texas Academic Performance Report (TAPR).

Pflugerville ISD Financials

The College Career and Military Readiness (CCMR) Outcomes Bonus is funding a district can access when students meet postsecondary readiness requirements as set by the TEA.

Potential Outcomes Bonus Funding: \$6,007,000

Accessed Outcomes Bonus Funding: \$1,256,000

Available CCMR Outcomes Bonus to be Accessed:

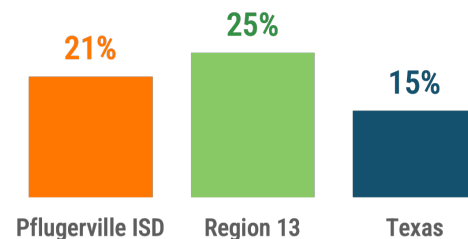
\$4,751,000

Total Expenditures Per Student: \$13,915

Teacher Incentive Allotment (TIA): \$1,287,838

Combined Tax Rate 2022-23: 1.26%

CCMR Outcomes Bonus Accessed, 2022-23



E3 Alliance is a nationally recognized, data-driven education collaborative based in Central Texas. We work across the state to transform education systems through data and collaboration so all students succeed. We also work to increase economic mobility and the overall quality of life for our community through education system alignment from pre-K to the workforce.

Source: E3 Alliance analysis of Texas Education Agency, School District State Aid Reports, Summary of Finances.

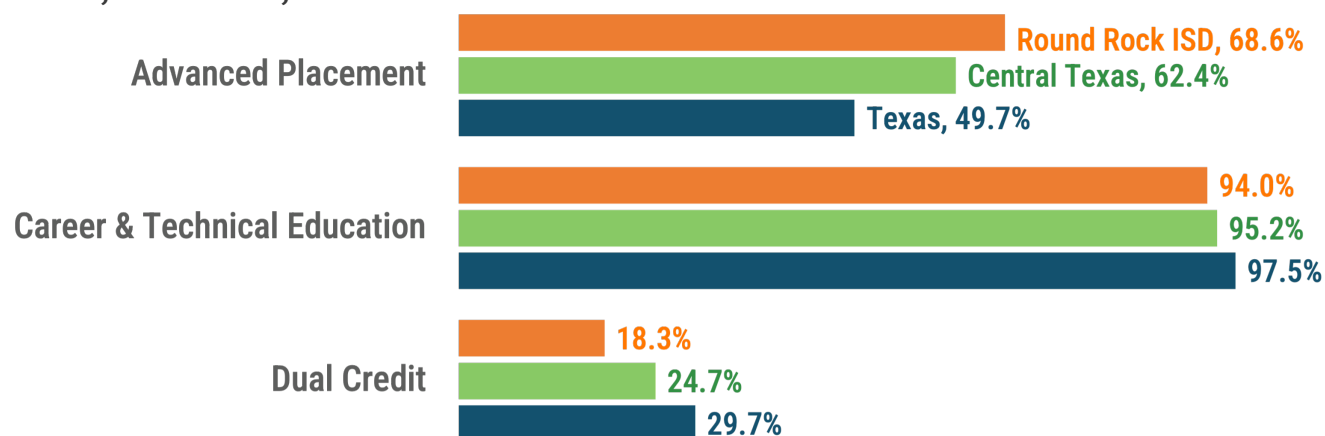
Have Questions?
Priscilla Flores, Senior Director of Policy
PFlores@E3Alliance.org

E3 Alliance

e3Alliance.org

Postsecondary opportunities have expanded significantly, offering students diverse pathways to success beyond traditional high school education. Together, these opportunities empower students to tailor their educational experiences to their interests and career aspirations, paving the way for a successful future.

High school graduates who enrolled in at least one course in Advanced Placement, Career & Technical Education, and Dual Credit, comparing Round Rock ISD, Central Texas, and Texas, 2021-22



Source: E3 Alliance Analysis of UT-Austin Education Research Center (ERC) Data

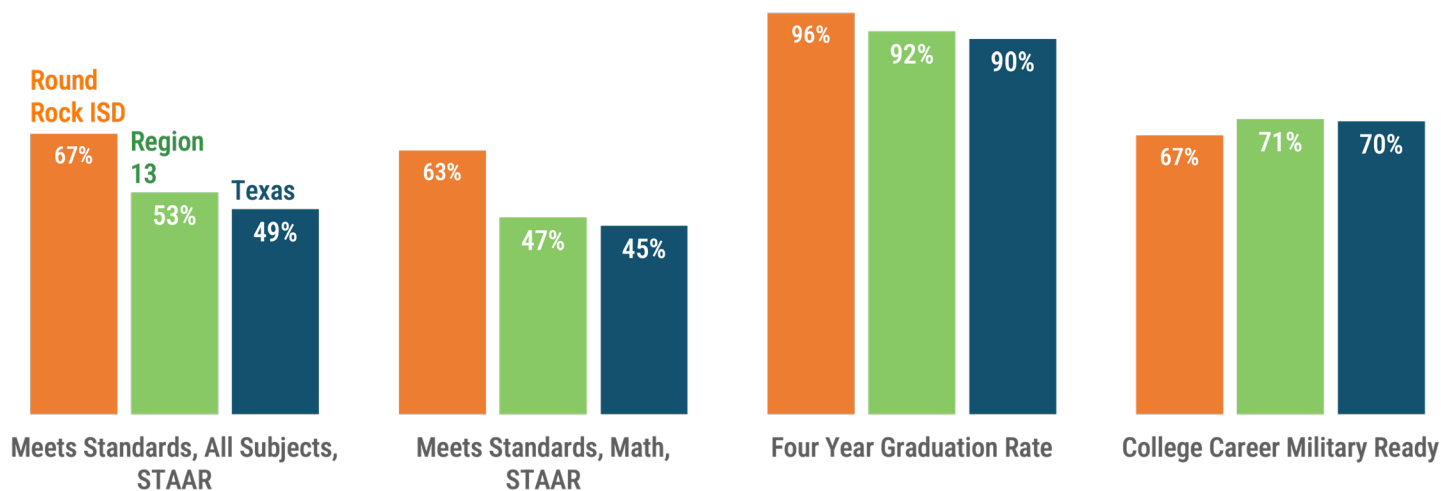
Advanced Placement (AP) courses allow students to earn college credit while still in high school, enhancing their academic profiles and readiness for higher education.

Dual Credit programs enable students to take college-level courses and receive both high school and college credits simultaneously.

Early College High Schools allow students to earn a high school diploma and an associate degree concurrently.

Career and Technical Education (CTE) programs allow students to gain industry-recognized certificates and practical skills, preparing them for immediate employment or further education in high-demand fields.

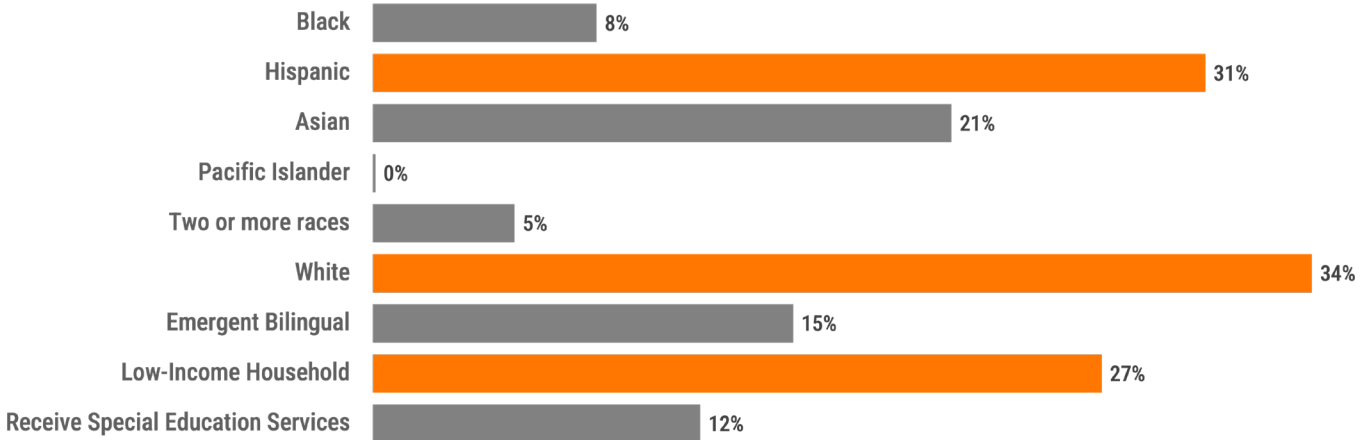
Academic Outcomes Comparing Students in Round Rock ISD, Region 13, and Texas, 2022-23



Source: E3 Alliance Analysis of Texas Education Agency, Texas Academic Performance Report (TAPR).

Round Rock ISD Student Demographics, School Year 2024-25

Total Students: 46,349



Round Rock ISD Teachers, School Year 2024-25

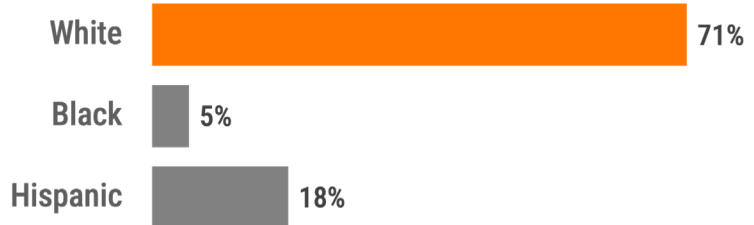
Average Salary: \$60,570

Less Than 5 Years Experience: 33.6%

Holds Advanced Degree: 29.2%

Teacher Turnover Rate: 23.9%

14 students per teacher



Source: E3 Alliance Analysis of Texas Education Agency Texas Academic Performance Reports.

Round Rock ISD Financials

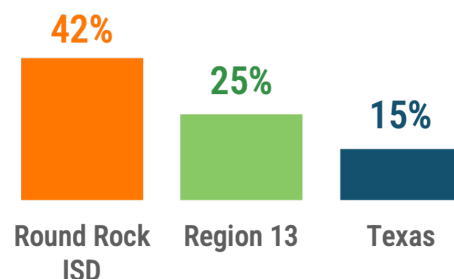
The College Career and Military Readiness (CCMR) Outcomes Bonus is funding a district can access when students meet postsecondary readiness requirements as set by the TEA.

Total Expenditures Per Student: \$12,293
Teacher Incentive Allotment (TIA): \$97,638
Combined Tax Rate 2022-23: 1.00%

CCMR Outcomes Bonus Accessed, 2022-23

Potential Outcomes Bonus Funding: \$10,564,000
Accessed Outcomes Bonus Funding: \$4,385,000
Available CCMR Outcomes Bonus to be Accessed:

\$6,179,000



Source: E3 Alliance Analysis of Texas Education Agency School District State Aid Reports, Summary of Finances

E3 Alliance is a nationally recognized, data-driven education collaborative based in Central Texas. We work across the state to transform education systems through data and collaboration so all students succeed. We also work to increase economic mobility and the overall quality of life for our community through education system alignment from pre-K to the workforce.

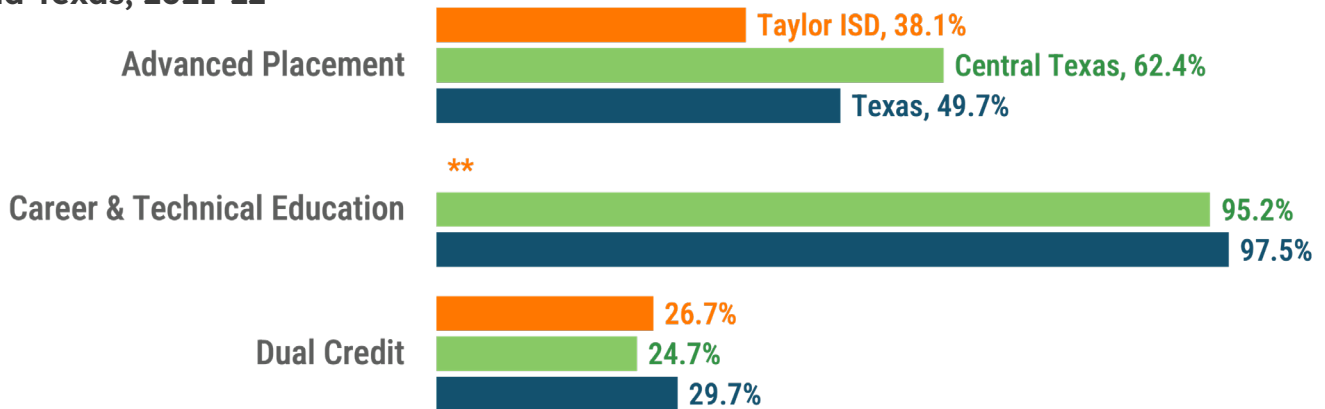
Have Questions?
Priscilla Flores, Senior Director of Policy
PFlores@E3Alliance.org

E3 Alliance®

e3alliance.org

Postsecondary opportunities have expanded significantly, offering students diverse pathways to success beyond traditional high school education. Together, these opportunities empower students to tailor their educational experiences to their interests and career aspirations, paving the way for a successful future.

High school graduates who enrolled in at least one course in Advanced Placement, Career & Technical Education, and Dual Credit, comparing Taylor ISD, Central Texas, and Texas, 2021-22



** Masked due to high proportion (fewer than 5 students did NOT have this outcome)

Source: E3 Alliance Analysis of UT-Austin Education Research Center (ERC) Data

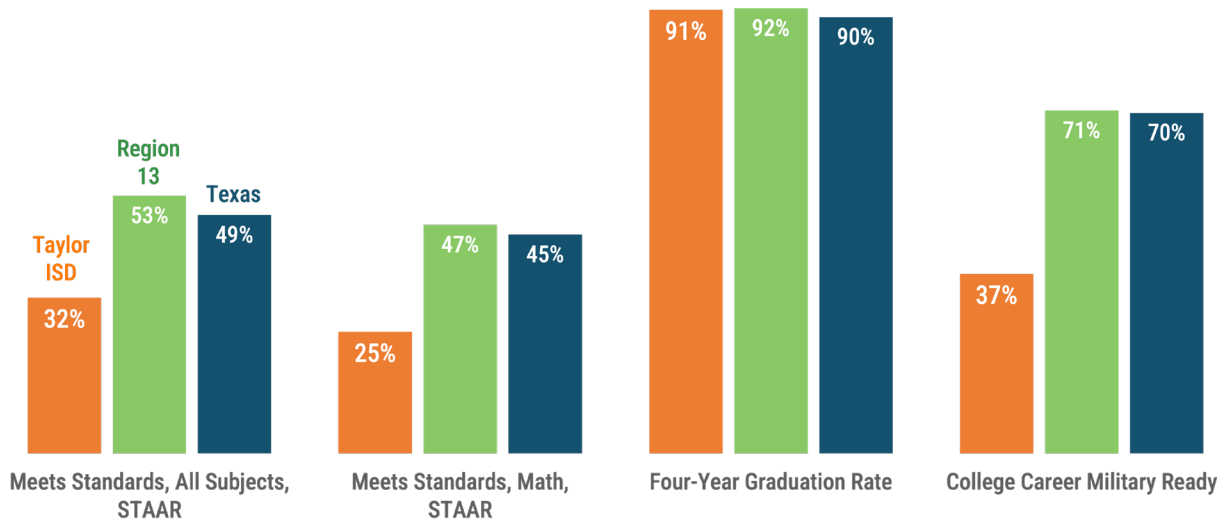
Advanced Placement (AP) courses allow students to earn college credit while still in high school, enhancing their academic profiles and readiness for higher education.

Dual Credit programs enable students to take college-level courses and receive both high school and college credits simultaneously.

Early College High Schools allow students to earn a high school diploma and an associate degree concurrently.

Career and Technical Education (CTE) programs allow students to gain industry-recognized certificates and practical skills, preparing them for immediate employment or further education in high-demand fields.

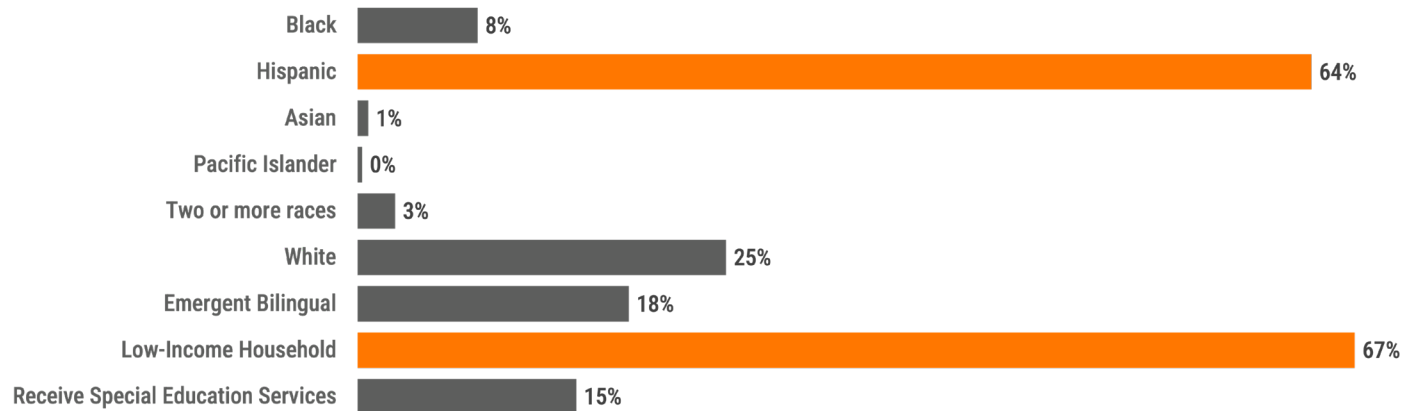
Academic Outcomes Comparing Students in Taylor ISD, Region 13, and Texas, 2022-23



Source: E3 Alliance Analysis of Texas Education Agency, Texas Academic Performance Report (TAPR).

Taylor ISD Student Demographics, School Year 2024-25

Total Students: 3,106



Taylor ISD Teachers, School Year 2024-25

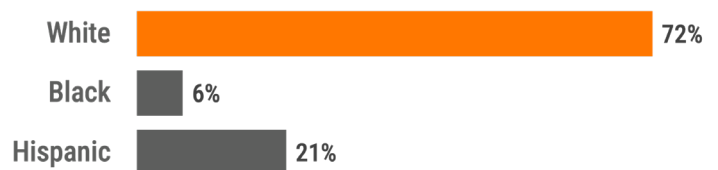
Average Salary: \$56,502

Less Than 5 Years Experience: 45%

Holds Advanced Degree: 22%

Teacher Turnover Rate: 34%

Student-to-Teacher Ratio: 15 students per teacher



Source: E3 Alliance Analysis of Texas Education Agency, Texas Academic Performance Report (TAPR).

Taylor ISD Financials

The College Career and Military Readiness (CCMR) Outcomes Bonus is funding a district can access when students meet postsecondary readiness requirements as set by the TEA.

Potential Outcomes Bonus Funding: \$856,000

Accessed Outcomes Bonus Funding: \$165,000

Available CCMR Outcomes Bonus to be Accessed:

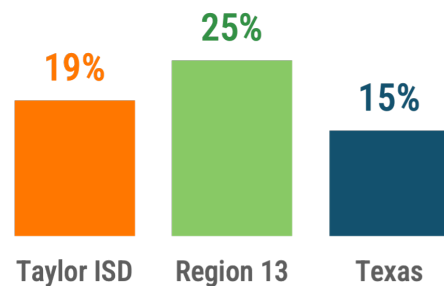
\$691,000

Total Expenditures Per Student: \$12,406

Teacher Incentive Allotment (TIA): \$0

Combined Tax Rate 2022-23: 1.28%

CCMR Outcomes Bonus Accessed, 2022-23



E3 Alliance is a nationally recognized, data-driven education collaborative based in Central Texas. We work across the state to transform education systems through data and collaboration so all students succeed. We also work to increase economic mobility and the overall quality of life for our community through education system alignment from pre-K to the workforce.

Have Questions?
Priscilla Flores, Senior Director of Policy
PFlores@E3Alliance.org

E3 Alliance

e3Alliance.org

Source: E3 Alliance analysis of Texas Education Agency, School District State Aid Reports, Summary of Finances.