



E3-3D: College and Career Entry in Central Texas

November 27th, 2018

#CTXed #DataDrivenDecisions



Welcome!

Special thanks to these organizations for their continued support of E3 Alliance

THE UNIVERSITY OF
TEXAS
AT AUSTIN



Michael & Susan Dell
FOUNDATION

#CTXed #DataDrivenDecisions

Objectives

1. Examine college and career outcomes for students in Central Texas
2. Discover how research and data can best support intervention strategies
3. Share and commit to innovative approaches to help students succeed beyond high school

What can we do?

E3-3D: College & Career Entry in Central Texas

November 27, 2018

AGENDA

- 9:00 am **Welcome Remarks & Introduction**
Susan Dawson
- 9:15 am **Interactive Data Presentation:**
- High School Outcomes
- Post-Secondary & Career Outcomes
- Student Pathways
Dr. Caitlin Hamrock
- 10:15 am **Panel Conversation:
Using Data for Real Change**
Isaac Torres, Moderator
Featured Panelists
- 10:45 am. **Next Steps**
Susan Dawson

PRESENTERS

Susan Dawson

Executive Director, E3 Alliance

Caitlin Hamrock, Ph.D.

Senior Research Associate, E3 Alliance

Isaac Torres

Director of High School, College &
Career Success, E3 Alliance

PANELISTS

Michael Perez

Student, American YouthWorks/YouthBuild

Tiffanie Harrison

CTE/Marketing Instructor, Round Rock ISD

Gustavo Jimenez

Director Talent Pipeline, Workforce Solutions


Donna J. Stewart, DNP, MBA, M Ed, RN, NE-BC

Division AVP Clinical Education,
St. David's Healthcare


What Do We Mean by College?

- Bachelor's Degree (4 year IHE)
- Academic Associate's Degree (2 year IHE)
- Applied Associate's Degree (2 year IHE)
- Long-term Certificate (2 Year IHE)
- Short term Certificate (<1 year @ 2 year IHE)


What Happens After High School?



So what are you
gonna do with the
rest of your life?



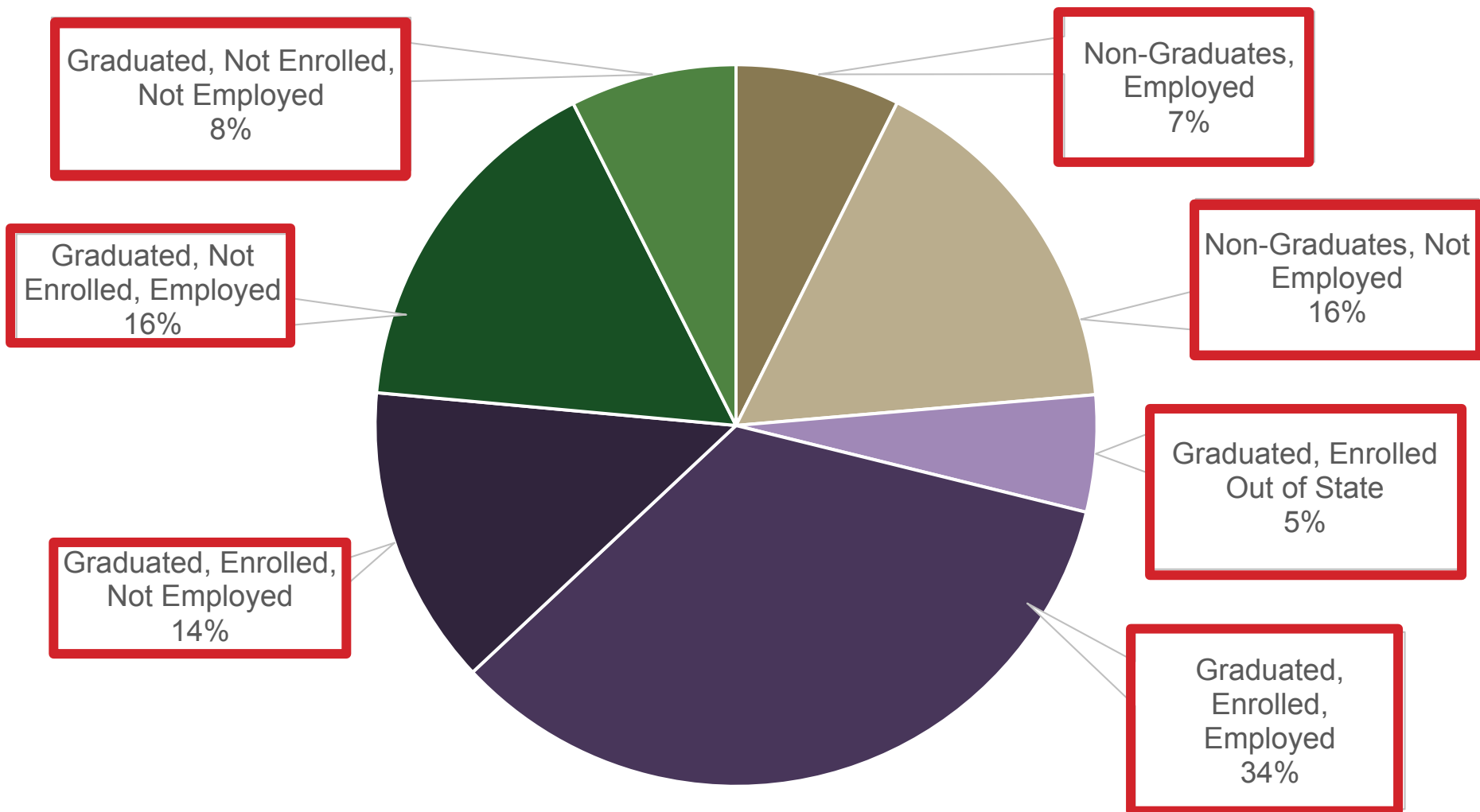
College for All!
Well...most. Well
actually just some



I know this
plumber who
makes like 200k
a year

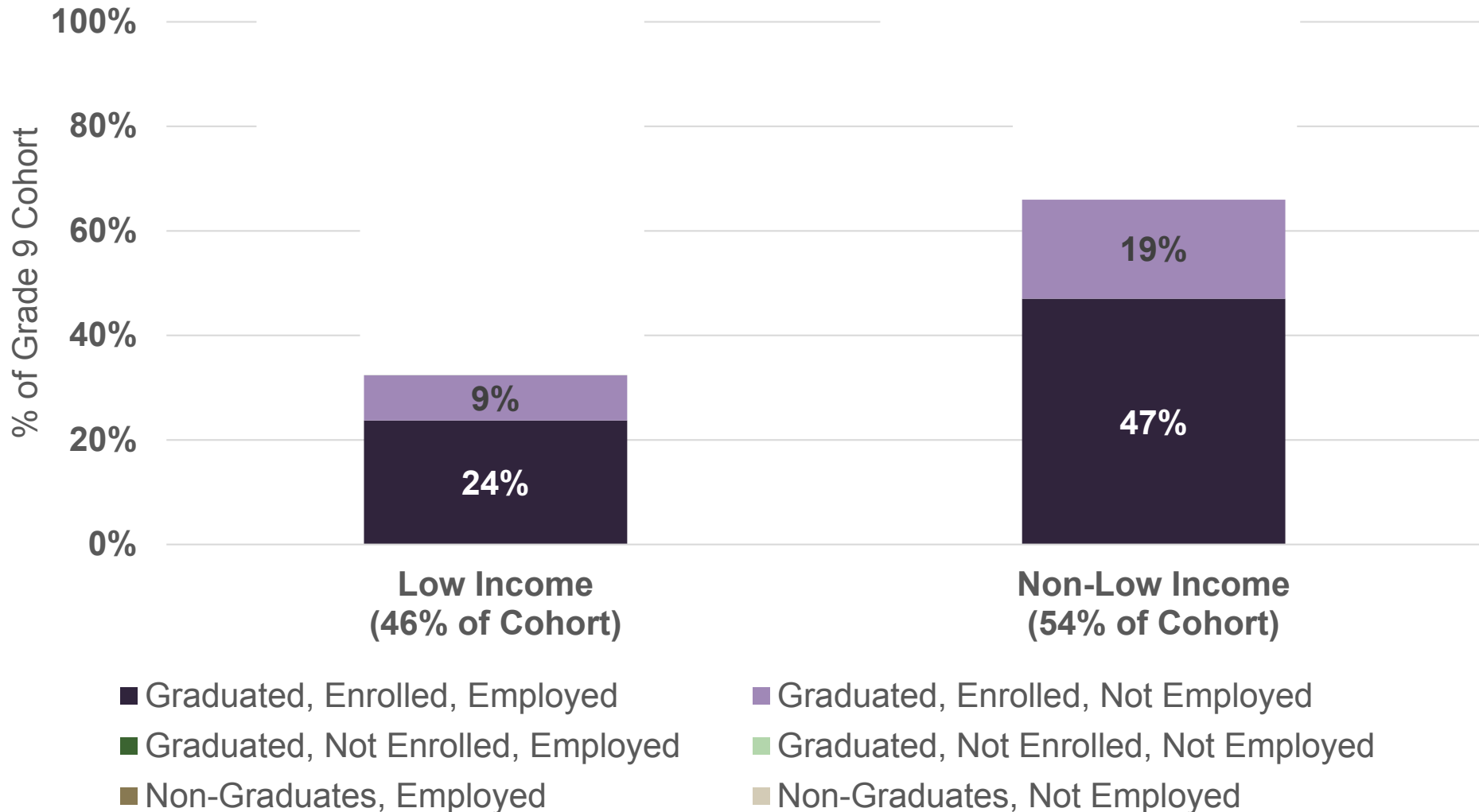
School and Work Status, First Year After High School

Central Texas, 9th Grade Cohort, 2006-2007



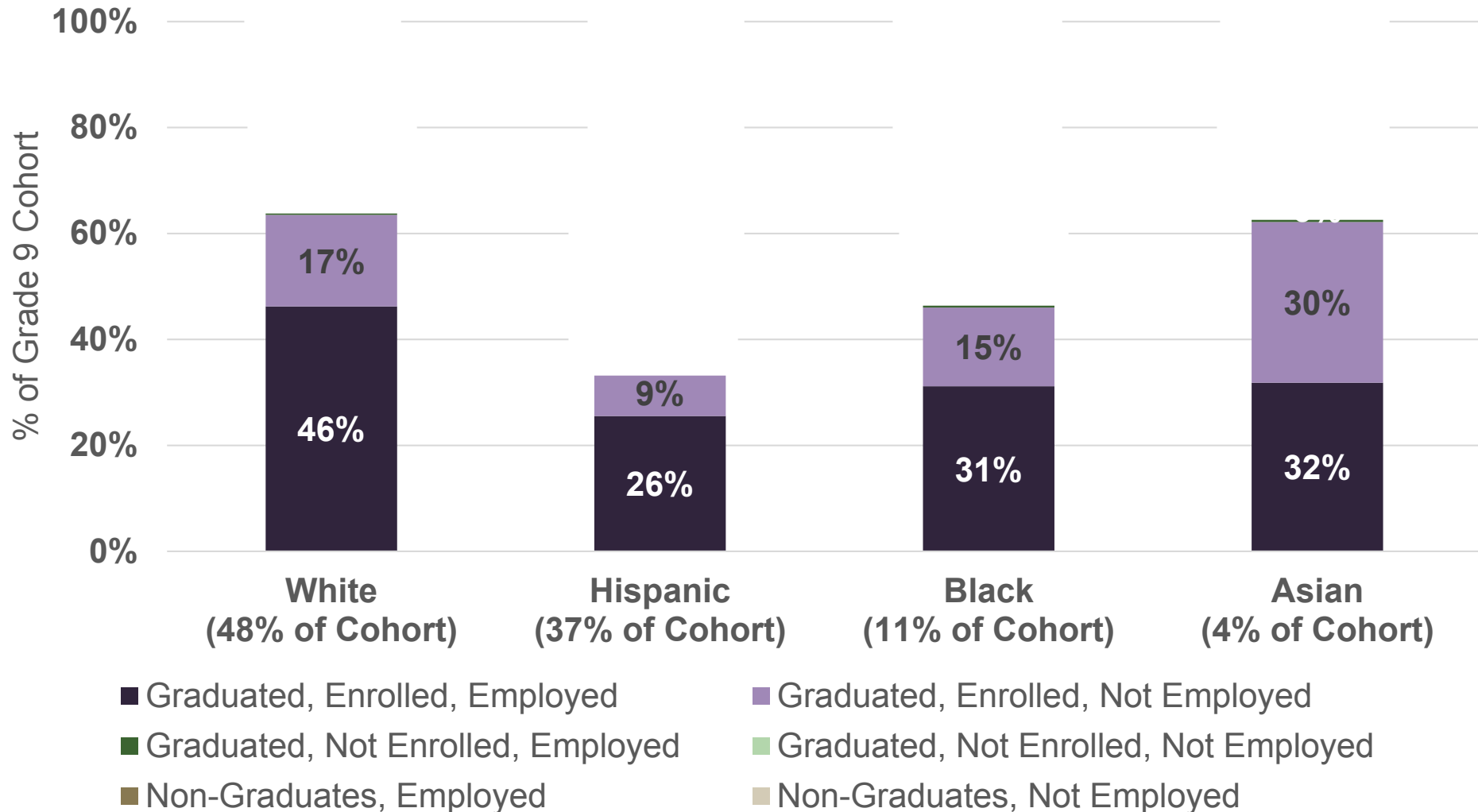
Income Composition, First Year After High School

Central Texas, 9th Grade Cohort, 2006-2007



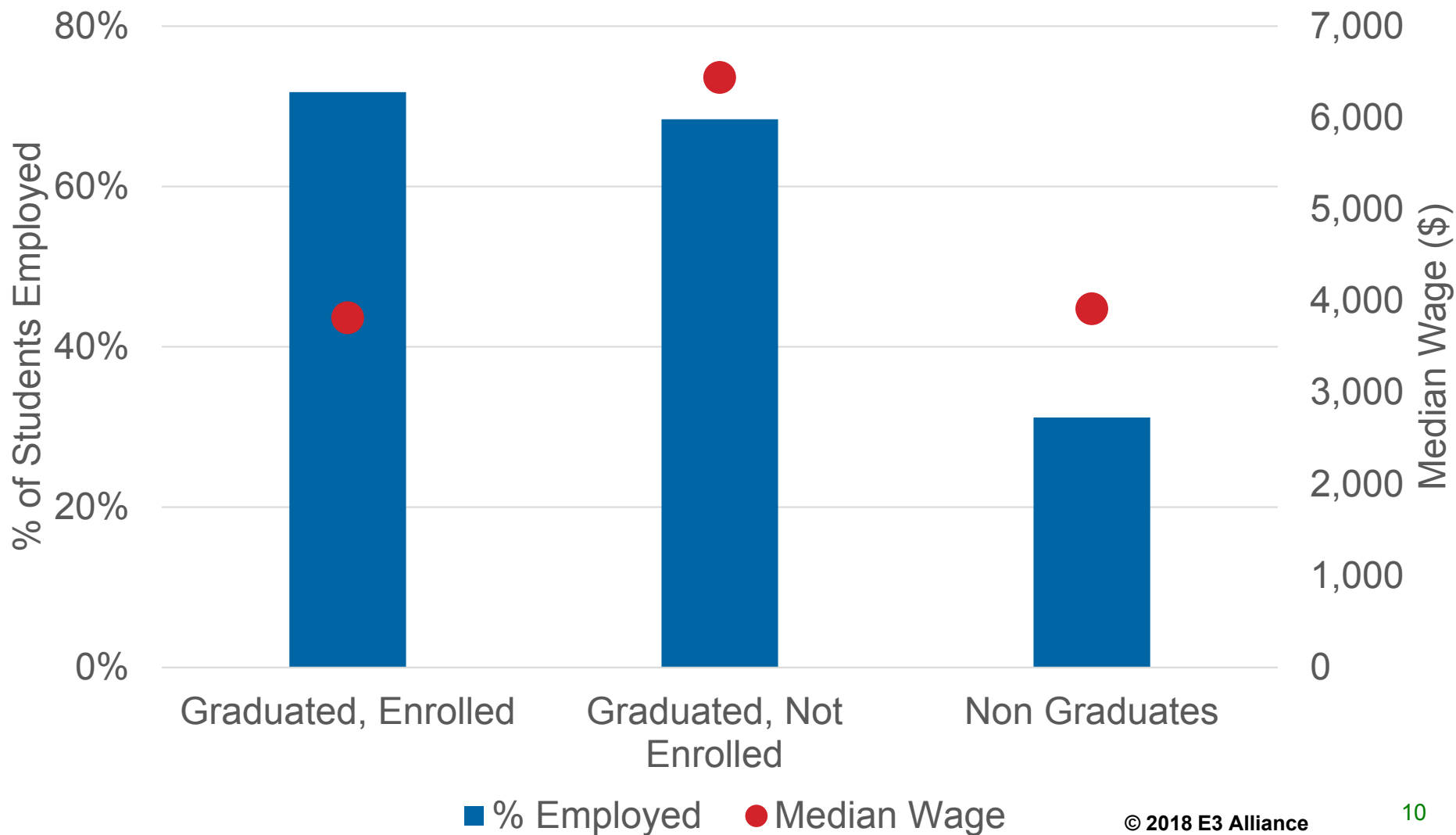
Racial/Ethnic Composition, First Year After High School

Central Texas, 9th Grade Cohort, 2006-2007



Employment Status and Earnings, First Year After High School

Central Texas, 9th Grade Cohort, 2006-2007



Industry of Employment During the 5th Year

Central Texas, 9th Grade Cohort, 2006-2007

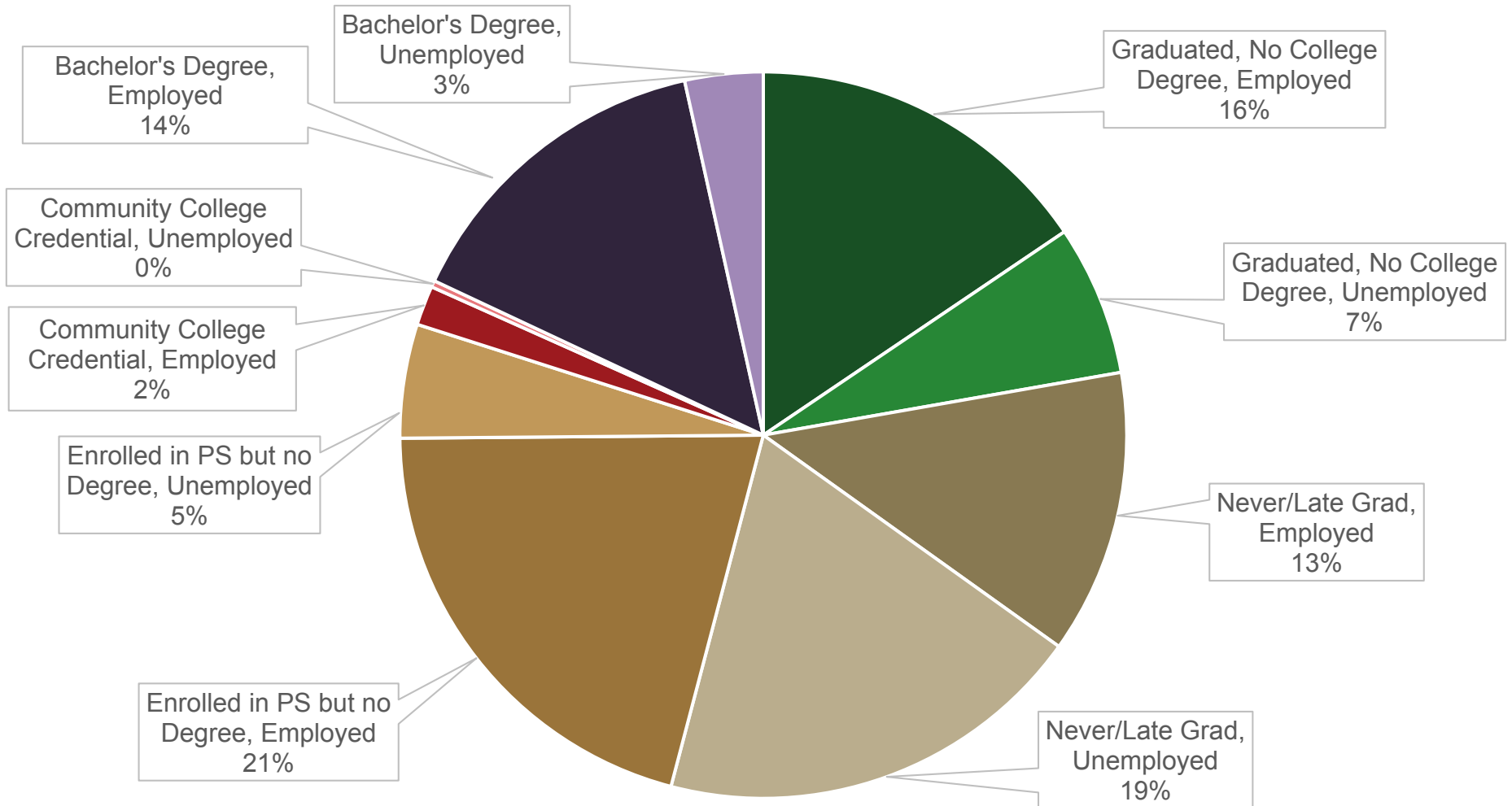
	<i>Industry</i>	<i>% of Students</i>
Graduates, Enrolled Full Time	Retail	20%
	Food Services	17%
	Educational Services	7%
Graduates, Enrolled Part Time	Retail	23%
	Food Services	18%
	Health Care & Social Assistance	3%
Graduates not Enrolled	Retail	22%
	Food Services	18%
	Other Services	6%
Non-Graduates	Retail	15%
	Food Services	24%
	Other Services	8%
Still enrolled HS**	Retail	19%
	Food Services	24%
	Other Services	6%

Pathways Reflection Activity

- Based on your role or your experience, think about some typical pathways students have taken
 - Did the size of any of these groups surprise you?
- With a shoulder partner talk through some pathways
 - Describe some of these pathways
 - What challenges have been present?
 - What supports have you seen effective?

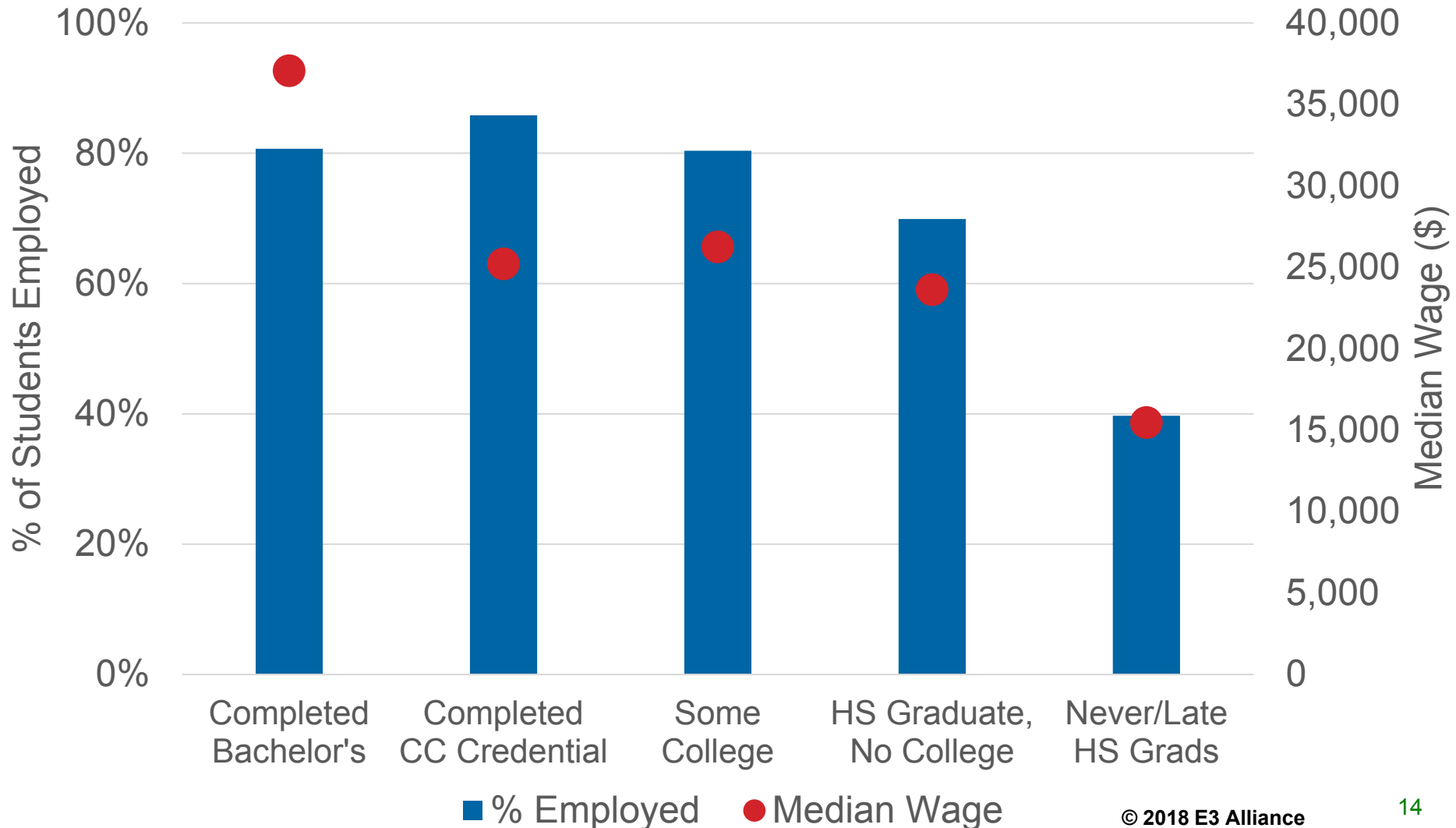
School and Work Status, 6th Year After High School

Central Texas, 9th Grade Cohort, 2006-2007



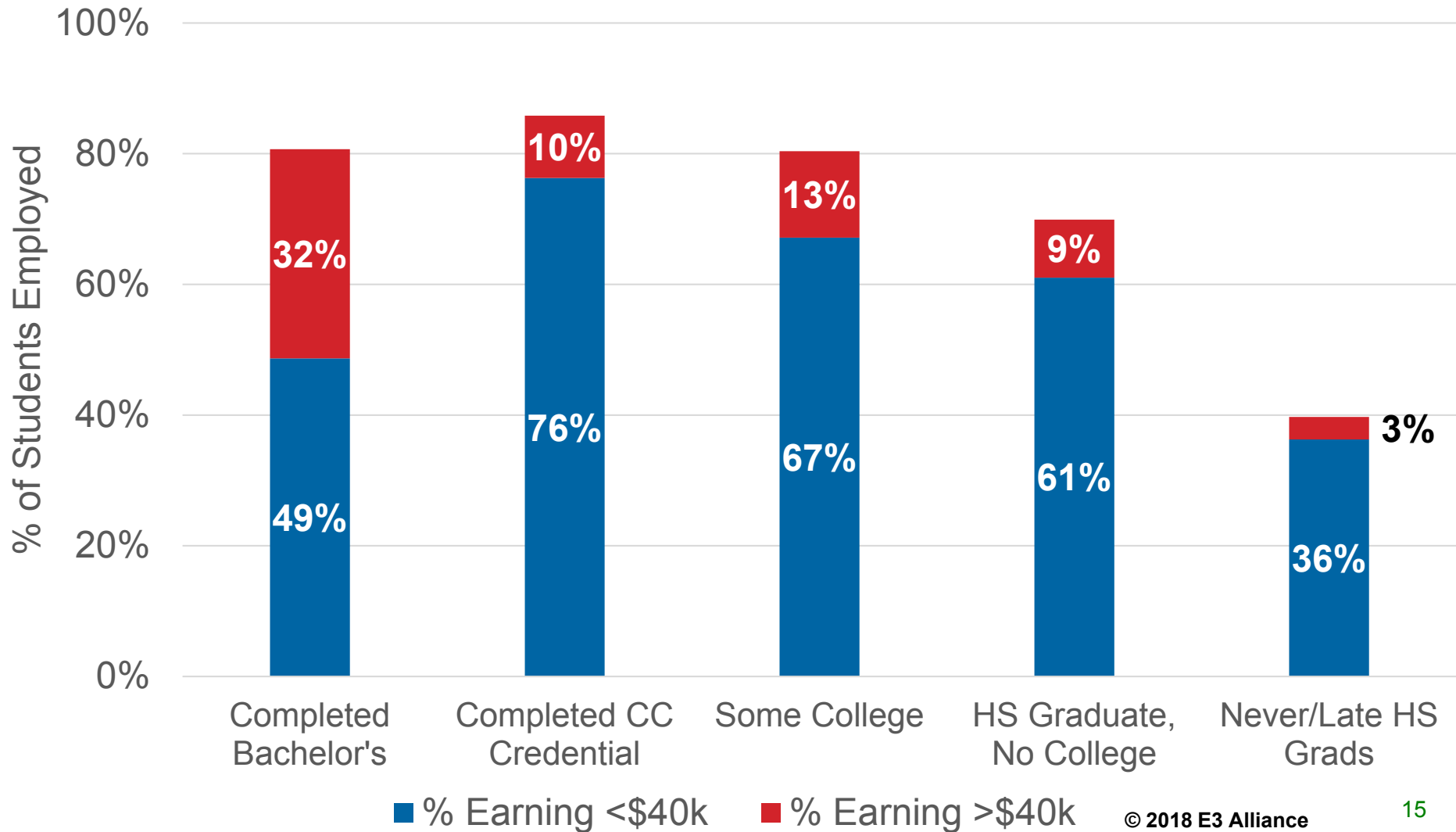
Employment Status and Earnings, 6th Year After High School

Central Texas, 9th Grade Cohort, 2006-2007



Employment Status and Earnings, 6th Year After High School

Central Texas, 9th Grade Cohort, 2006-2007



Outcomes for Students Who Enrolled in College Immediately After High School

<i>Degree Completed</i>	% in this Category	% Employed in TX	% Earning a Living Wage
<i>Bachelor's Degree</i>	57%	81%	32%
<i>Community College Credential</i>	4%	86%	10%
<i>Did Not Complete</i>	39%	80%	13%

- 48% of Grade 9 Cohort
- 63% of White Students
- 35% of Hispanic Students
- 46% of Black Students
- 63% of Asian Students
- 33% of Low Income Students



Top 3 Industries After HS

1. Wholesale and Retail Trade
2. Accommodation and Food Services
3. Educational Services

Top 3 Industries 6 Years Later

1. Wholesale and Retail Trade
2. Health Care and Social Assistance
3. Professional, Scientific, and Technical Services

- What more do you need to know about these pathways, in order to better support our students? Is there data or research that can help us answer those questions?

Outcomes for Students Who Did Not Go to College Immediately After High School

<i>HS Diploma Completed</i>	<i>% in this Category</i>	<i>% Employed in TX</i>	<i>% Earning a Living Wage</i>
<i>Graduates</i>	50%	70%	10%
<i>Non-Graduates</i>	50%	40%	3%


- 47% of Grade 9 Cohort
- 36% of White Students
- 65% of Hispanic Students
- 54% of Black Students
- 37% of Asian Students
- 67% of Low Income Students

Top 3 Industries Year After HS

1. Wholesale and Retail Trade
2. Accommodation and Food Services
3. Other Services

Top 3 Industries 6 Years Later

1. Wholesale and Retail Trade
2. Accommodation and Food Services
3. Healthcare and Social Assistance



- What more do you need to know about these pathways, in order to better support our students? Is there data or research that can help us answer those questions?

Tell us What you Think...

Panel Discussion

Michael Perez, Student, American YouthWorks/YouthBuild

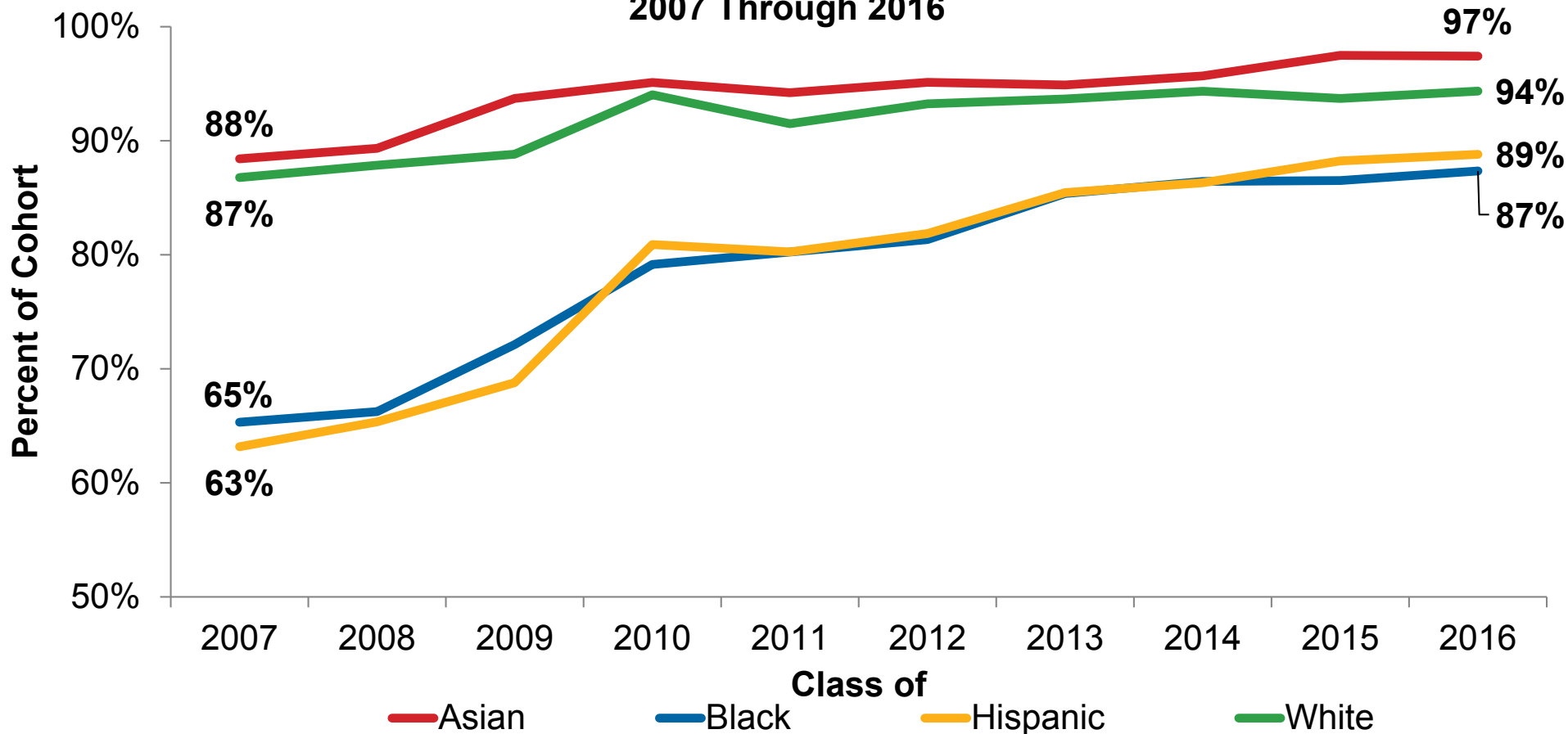
Tiffanie Harrison, CTE/Marketing Instructor, Round Rock ISD

Gustavo Jimenez, Director of Workforce Performance Workforce Solutions

Donna Stewart, Division AVP Clinical Education, St David's HealthCare

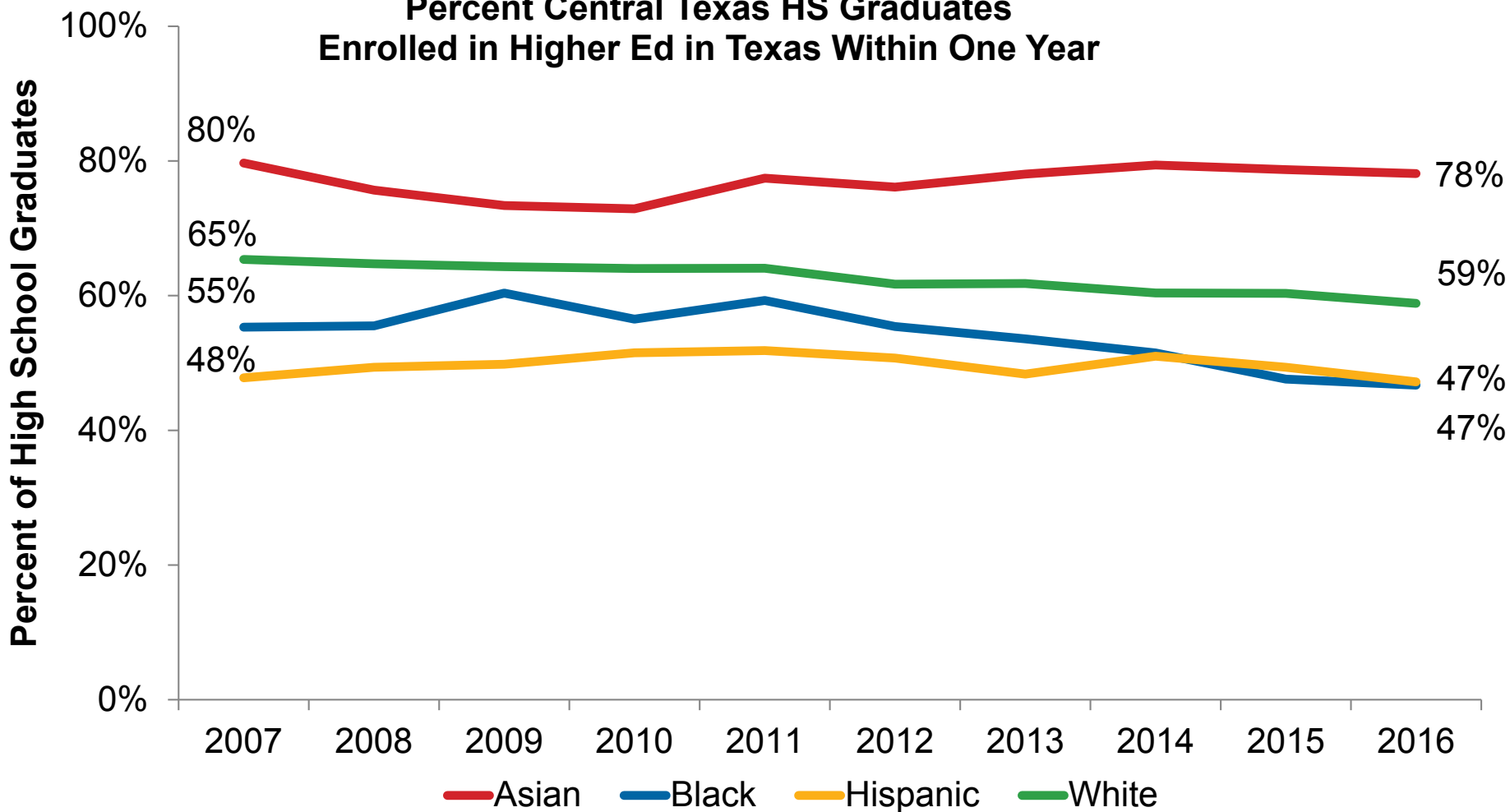
Gaps in Central Texas High School Graduation Rates Declined Significantly Over Past Decade

4-year High School Graduation Rates, by Race/Ethnicity, 2007 Through 2016



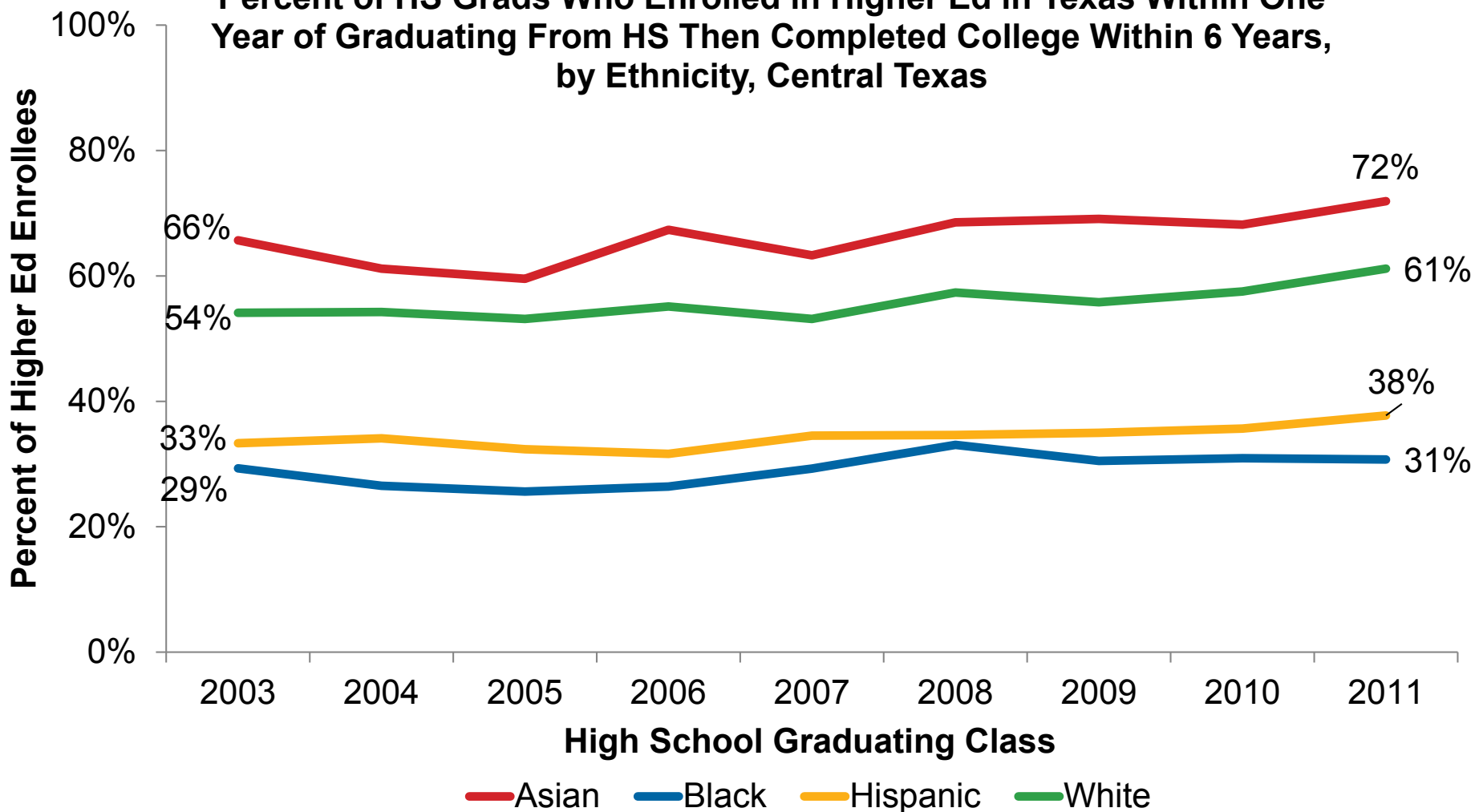
Higher Education Enrollment Decreased Since 2007 For All Groups

Percent Central Texas HS Graduates Enrolled in Higher Ed in Texas Within One Year



All Groups Completing at Higher Levels, Yet Completion Gaps Persist

Percent of HS Grads Who Enrolled in Higher Ed in Texas Within One Year of Graduating From HS Then Completed College Within 6 Years, by Ethnicity, Central Texas



Note: Completion is defined as receiving a certificate, associate's degree, or bachelor's degree.

Source: E3 Alliance analysis of high school graduation and higher education enrollment data at the UT Austin ERC

1, 2, 3 Go!

- 1 Next step
- 2 People you need at the table
- 3 Resources you need

The conclusions of this research do not necessarily reflect the opinions or official position of the Texas Education Agency, the Texas Higher Education Coordinating Board, or the State of Texas.

E3-3D: College and Career Entry in Central Texas

Data.e3alliance.org



Made possible through
the investment of:
Michael & Susan Dell
FOUNDATION

