



Proudly Presents a Data-Driven, Decision-Making Event



E3-3D: College & Career Entry in Central Texas

November 27, 2018

AGENDA

- 9:00 am **Welcome Remarks & Introduction**
Susan Dawson
- 9:15 am **Interactive Data Presentation:**
 - High School Outcomes
 - Post-Secondary & Career Outcomes
 - Student Pathways*Dr. Caitlin Hamrock*
- 10:15 am **Panel Conversation:**
Using Data for Real Change
Isaac Torres, Moderator
Featured Panelists
- 10:45 am. **Next Steps**
Susan Dawson

PRESENTERS

- Susan Dawson**
Executive Director, E3 Alliance
- Caitlin Hamrock, Ph.D.**
Senior Research Associate, E3 Alliance
- Isaac Torres**
Director of High School, College & Career Success, E3 Alliance

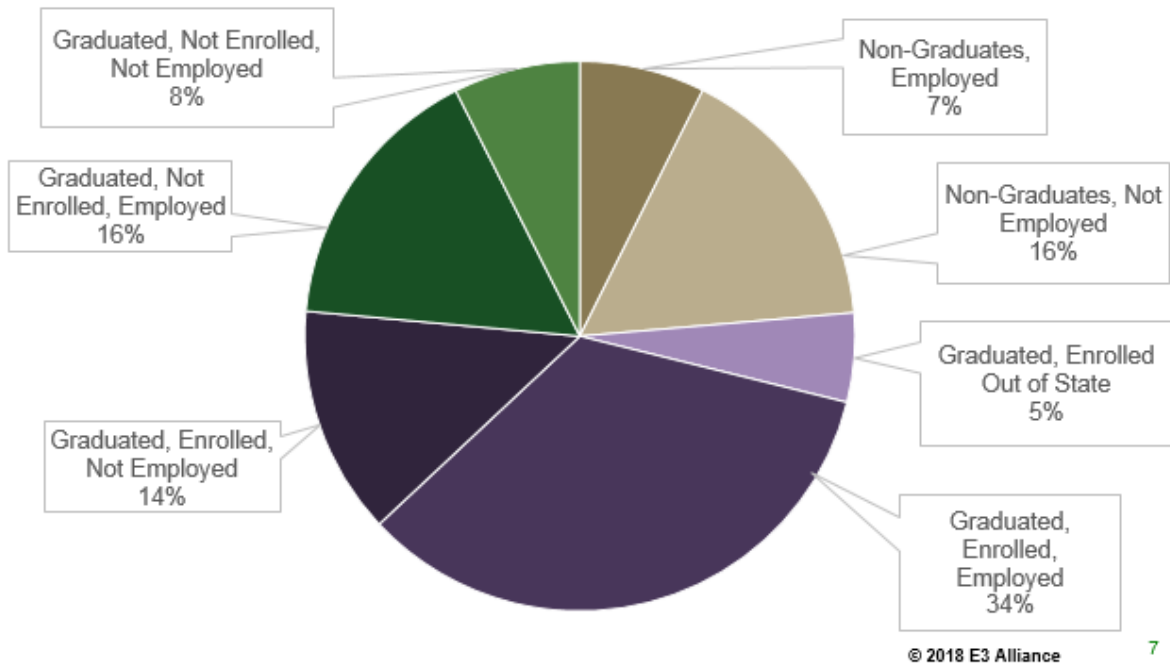
PANELISTS

- Michael Perez**
Student, American YouthWorks/YouthBuild
- Tiffanie Harrison**
CTE/Marketing Instructor, Round Rock ISD
- Gustavo Jimenez**
Director Talent Pipeline, Workforce Solutions
- Donna J. Stewart, DNP, MBA, M Ed, RN, NE-BC**
Division AVP Clinical Education,
St. David's Healthcare

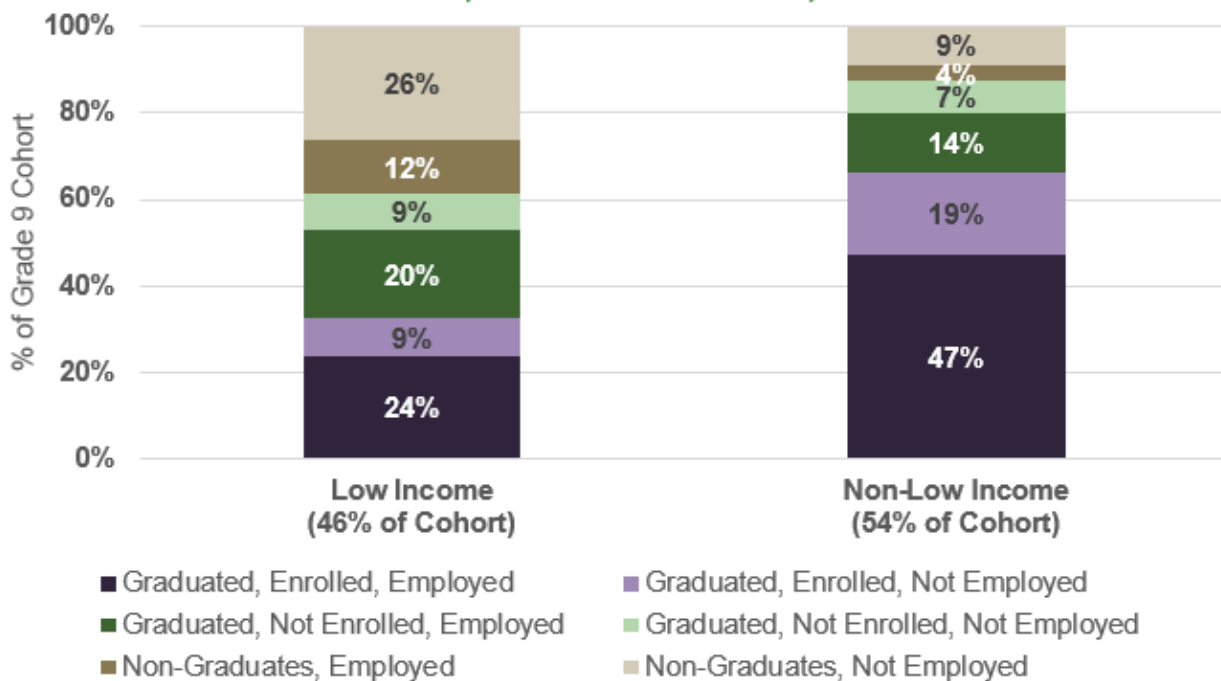
Special thanks to these organizations for their continued support of E3 Alliance



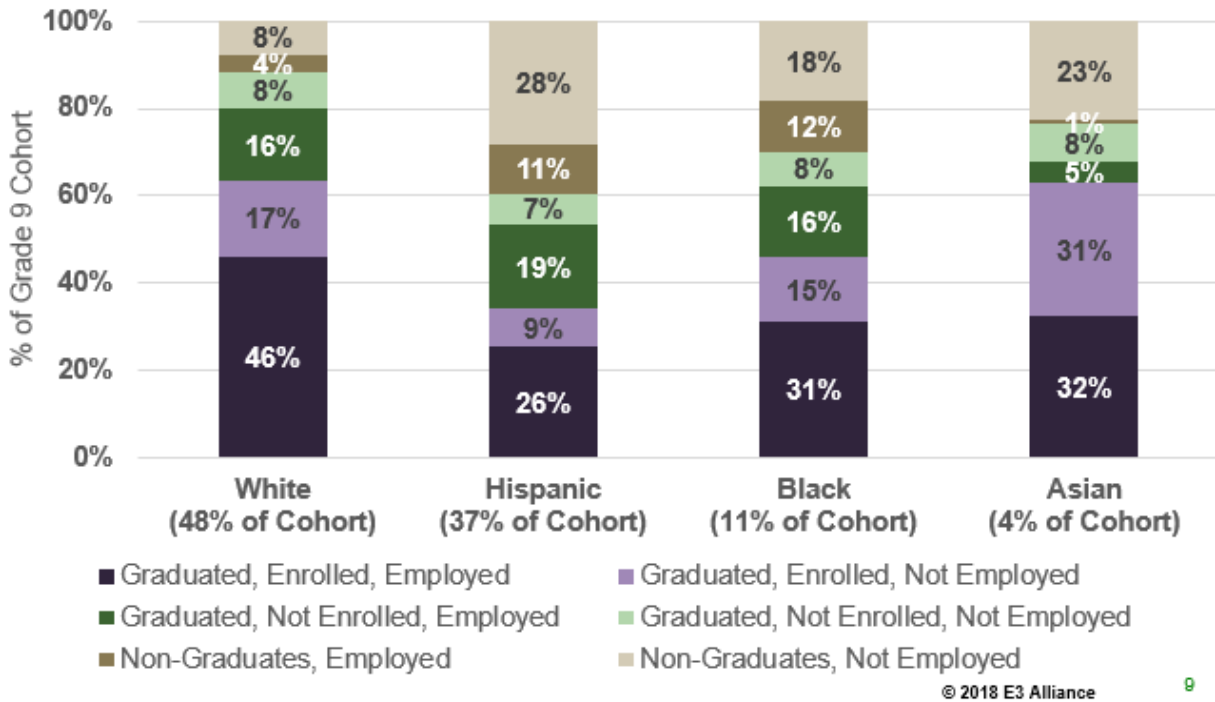
School and Work Status, First Year After High School Central Texas, 9th Grade Cohort, 2006-2007



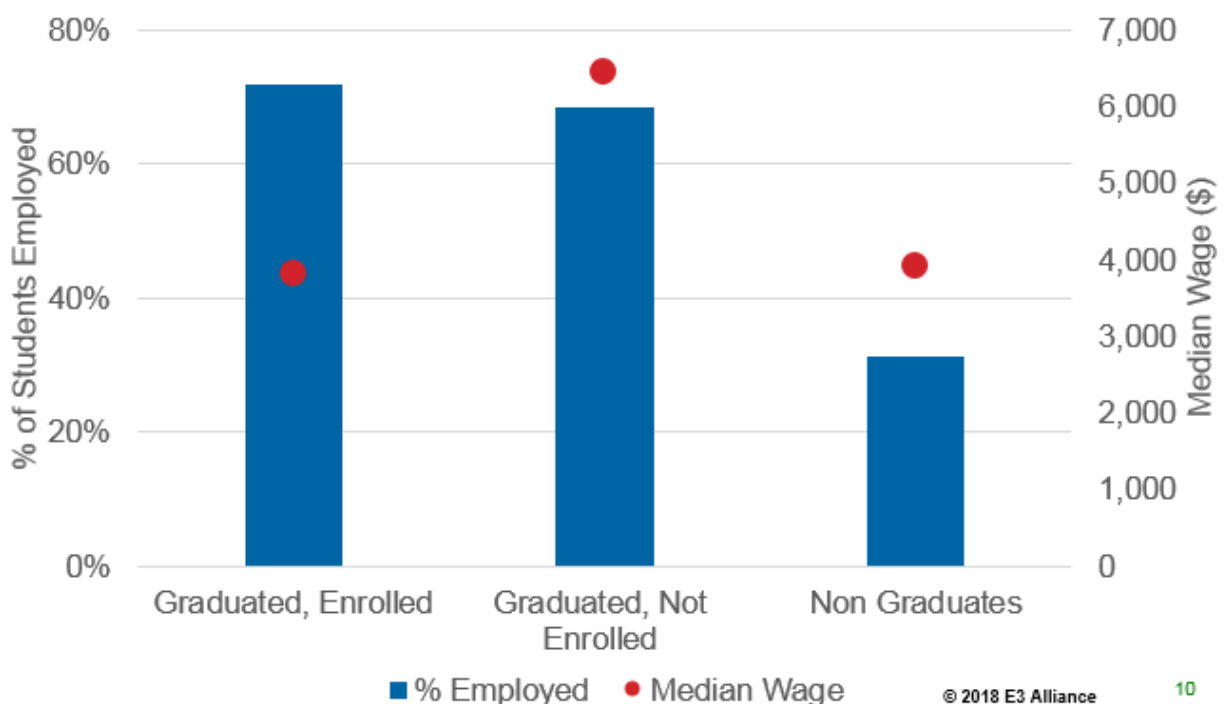
Income Composition, First Year After High School Central Texas, 9th Grade Cohort, 2006-2007



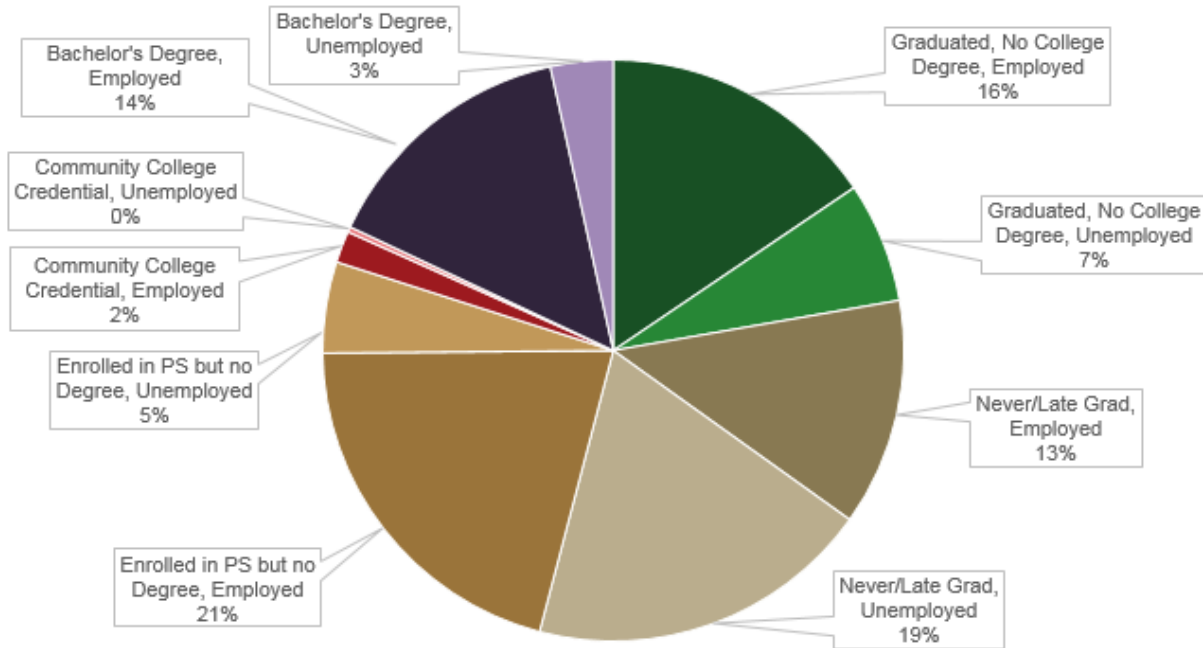
Racial/Ethnic Composition, First Year After High School Central Texas, 9th Grade Cohort, 2006-2007



Employment Status and Earnings, First Year After High School Central Texas, 9th Grade Cohort, 2006-2007



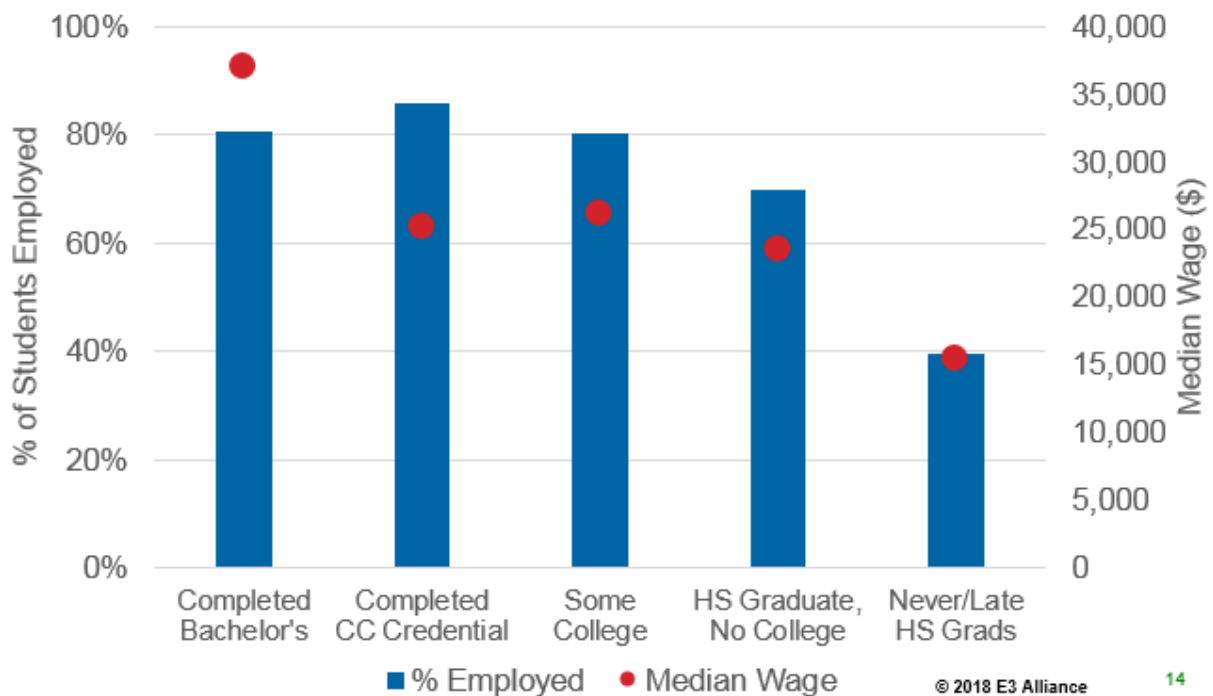
School and Work Status, 6th Year After High School Central Texas, 9th Grade Cohort, 2006-2007



© 2018 E3 Alliance

13

Employment Status and Earnings, 6th Year After High School Central Texas, 9th Grade Cohort, 2006-2007



© 2018 E3 Alliance

14

Outcomes for Students Who Enrolled in College Immediately After High School

<i>Degree Completed</i>	<i>% in this Category</i>	<i>% Employed in TX</i>	<i>% Earning a Living Wage</i>
<i>Bachelor's Degree</i>	57%	81%	32%
<i>Community College Credential</i>	4%	86%	10%
<i>Did Not Complete</i>	39%	80%	13%

- 48% of Grade 9 Cohort
- 63% of White Students
- 35% of Hispanic Students
- 46% of Black Students
- 63% of Asian Students
- 33% of Low Income Students



© 2018 E3 Alliance

16

Top 3 Industries After HS

1. Wholesale and Retail Trade
2. Accommodation and Food Services
3. Educational Services

Top 3 Industries 6 Years Later

1. Wholesale and Retail Trade
2. Health Care and Social Assistance
3. Professional, Scientific, and Technical Services

What more do you need to know about these pathways in order to better support our students?

Is there data or research that can help us answer those questions?

Outcomes for Students Who Did Not Go to College Immediately After High School

<i>HS Diploma Completed</i>	% in this Category	% Employed in TX	% Earning a Living Wage
<i>Graduates</i>	50%	70%	10%
<i>Non-Graduates</i>	50%	40%	3%

- 47% of Grade 9 Cohort
- 36% of White Students
- 65% of Hispanic Students
- 54% of Black Students
- 37% of Asian Students
- 67% of Low Income Students



© 2018 E3 Alliance

18

Top 3 Industries Year After HS

1. Wholesale and Retail Trade
2. Accommodation and Food Services
3. Other Services

Top 3 Industries 6 Years Later

1. Wholesale and Retail Trade
2. Accommodation and Food Services
3. Healthcare and Social Assistance

What more do you need to know about these pathways in order to better support our students?

Is there data or research that can help us answer those questions?

1, 2, 3 Go!

1. Next Step _____

2. People I need at the table _____

3. Resources I need _____
