



MORE THAN EVER | **KIPP** SCHOOL SUMMIT 2017

COLLEGE PARTNERS CONVENING

JULY 30-31 • LAS VEGAS

Data Sharing & Shared Supportive Intervention

Christine Bailie M.P.Aff

Deputy Director, P-16 Strategic Initiatives, E3 Alliance

Melissa Richardson-Curtis, Ph.D.

Associate Vice President, Enrollment Management, Austin Community College

Anthony Salerno

Director of KIPP Through College, KIPP Austin Public Schools

Learning Objectives


- The E3 Model: Using Data to Develop a Common Agenda
- Prioritizing Needs and Solutions
- Using Data to Inform Proactive Interventions
- Synthesizing and Learning From Practice

The E3 Model: Using Data to Develop a Common Agenda

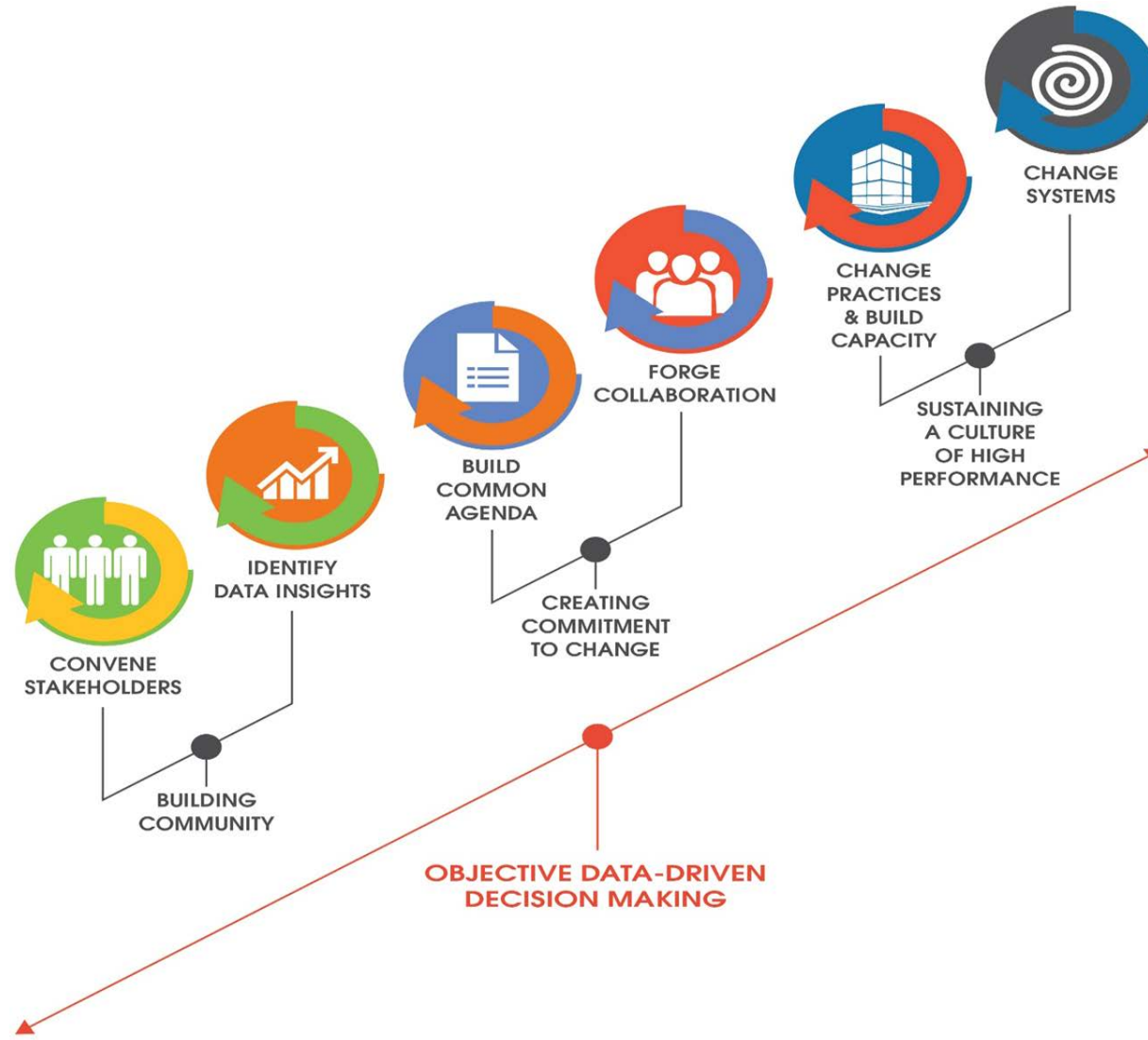
KIPP:

Mission

*E3 Alliance uses **objective data** and **focused community collaboration** to align our education systems so all students succeed and lead Central Texas to economic prosperity*

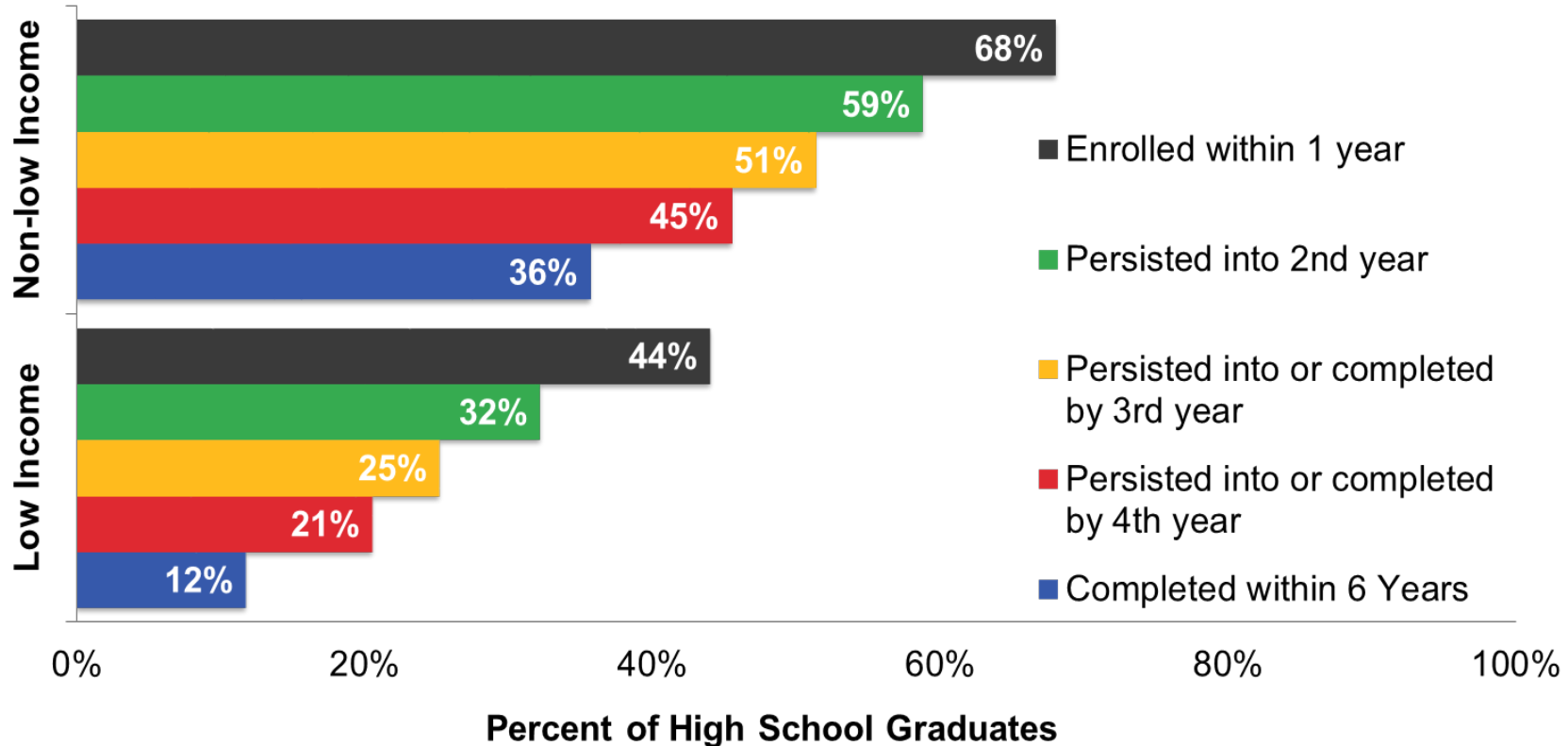


E3 Alliance Theory of Change



Central Texas Challenge: One in Ten Low Income Graduates Complete College Within 6 Years of Finishing High School

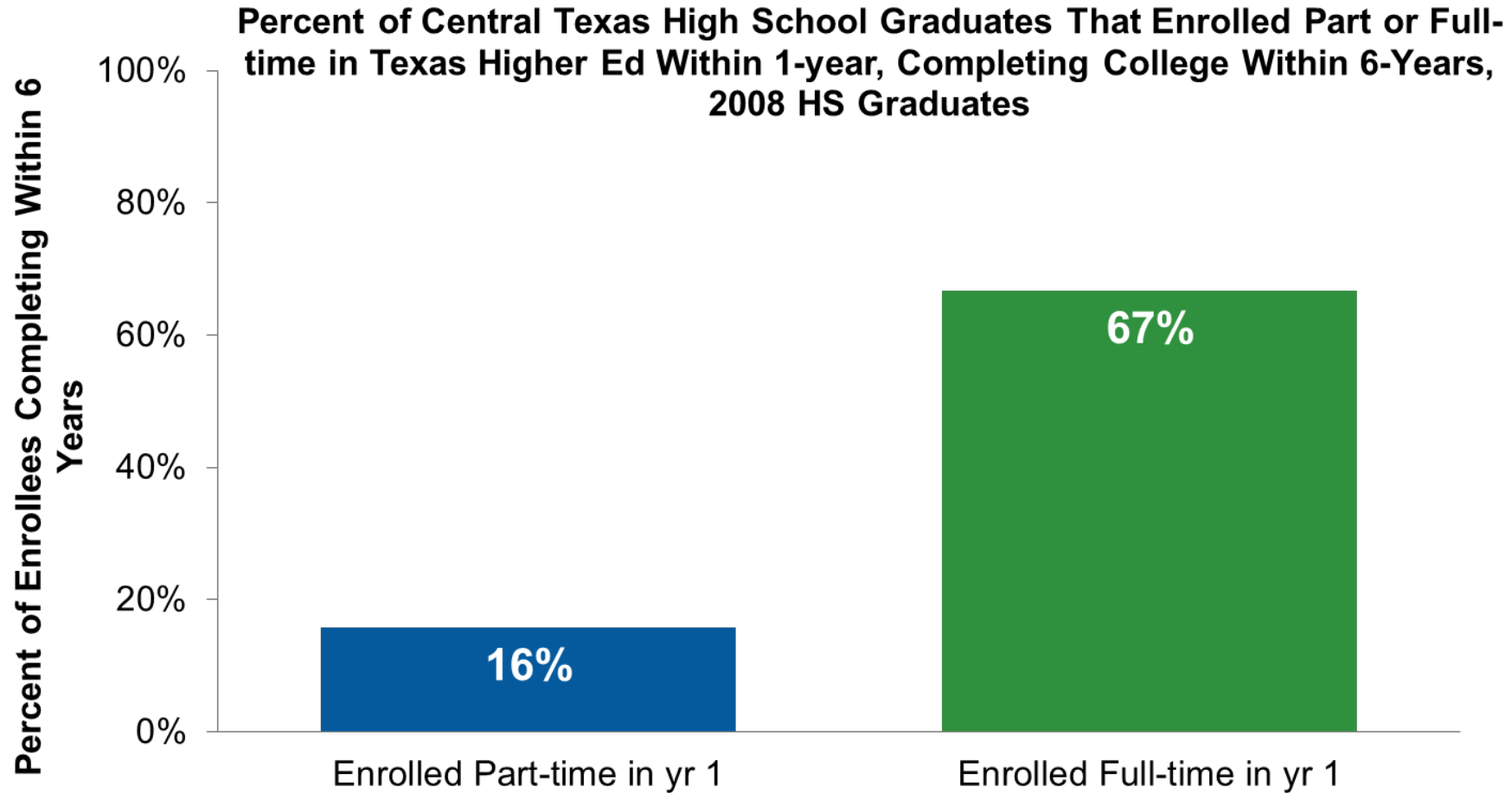
High School Graduates at 2-or 4-Year Higher Education Institutions,
Central Texas Class of 2008



Note: Excludes HS grads that did not enroll within one year of graduating from high school.
Note: Completion defined as receiving a certificate, associate's degree, or bachelor's degree
Source: E³ Alliance analysis of data at the UT Austin Education Research Center



Fewer Than 1 of 5 Part-time Enrollees Complete College Within 6 Years



Note: Completion defined as receiving a certificate, associate's degree, or bachelor's degree

Source: E³ Alliance analysis of PEIMS and Higher Ed enrollment and completion data at the UT Austin ERC

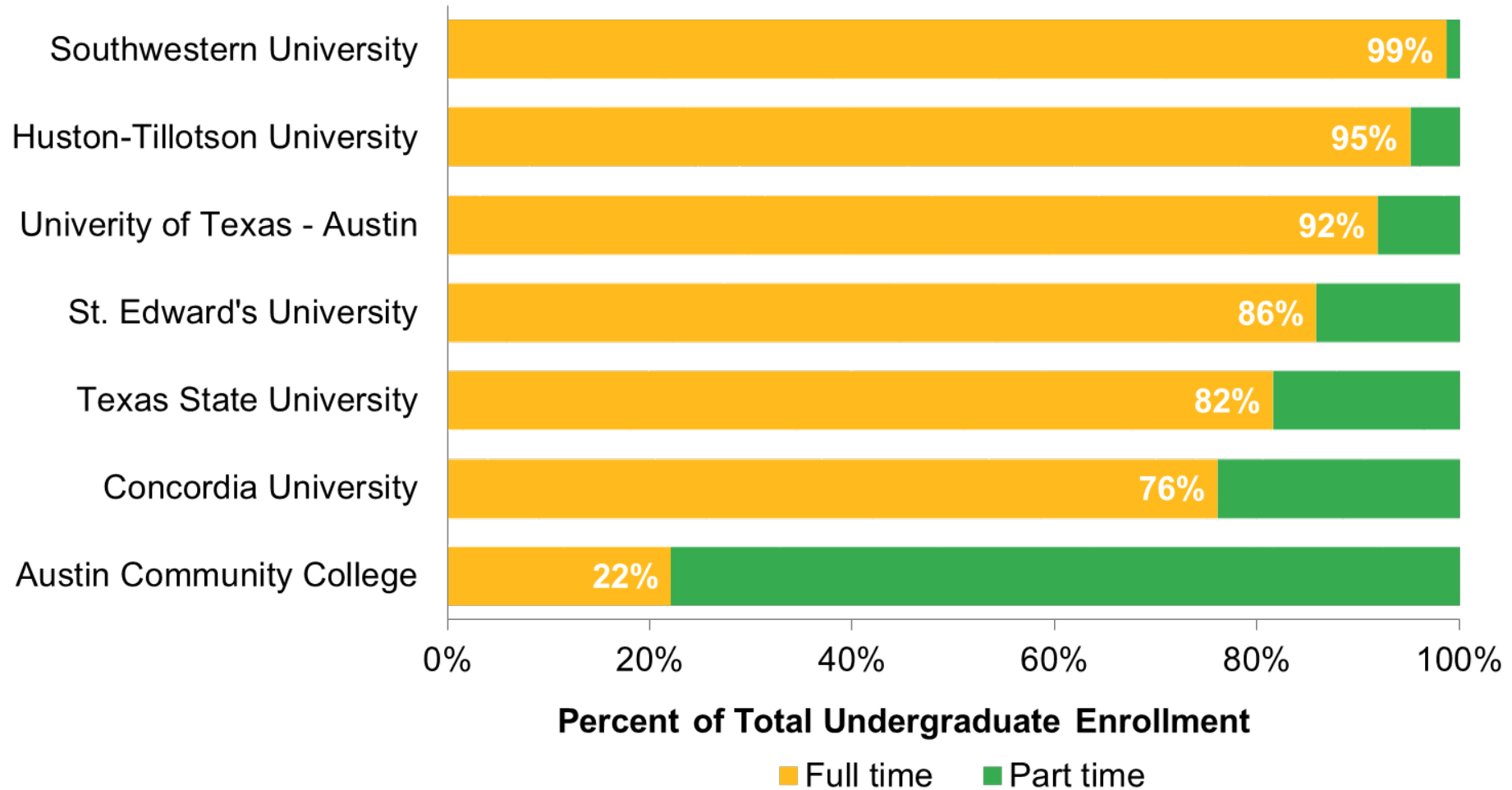


Nearly Half of CTX HS Grads Enter Higher Education Through ACC

Top Ten Higher Education Institutions Serving Central Texas, Central Texas HS Class of 2013 Enrollment

	2-Year Institution	4-Year Institution
Austin Community College	3,161	
Texas State University		995
University of Texas - Austin		751
Texas A&M College Station		683
Texas Tech University		408
Blinn College	320	
University of Texas - San Antonio		318
University of North Texas		213
Texas A&M Corpus Christi		198
St Edwards University		136
TOTAL=	3,481	3,702

Less Than 1 in 4 Students at Austin Community College Attend School Full-time



Prioritizing Needs and Solutions

KIPP:

Power in Partnerships – The Austin College Access Network



college forward



#KSS2017

ACAN's Solution

Understand systemic challenges and how to address them

Need data everyone can “trust” => use to improve practice

Develop approach for tracking and supporting students

Codify ACAN practices to

- Ensure buy-in of all partners
- Institutionalize ACAN and document promising practices
- Bring promising practices to scale

Accomplishments

ACAN Charter to “Institutionalize” Practice

- “Common” ACAN FERPA-Compliant Student Data Release Form – OPT OUT!
- Common template for Data Sharing Agreements (used by all 10 CBO’s at 4 IHE’s)
- ACAN Protocol for Shared Supportive Intervention

Student-centered approach to regular data-sharing

Students “tagged” in ACC data system

Case management with ACC student advocates

Data-driven decision making

Using Data to Inform Proactive Interventions

KIPP:

Data-Based Persistence Support

Prioritize Workflow

Access to Specific Points of Contact to Increase Connectivity

Weekly Reports are:

- ✓ Student Specific
- ✓ Comprehensive Set of Priorities
- ✓ Tied to DSA

The ACC/ACAN Data Report

ACC ACAN/AOYC Student Report

CBO: KIPP

Total students tagged: 137

Report date: 6/8/17

Term: Sum

OVERVIEW

Overviews of the 10 sheets in this report are as follows (detailed information about individual data columns provided below under "Report Sheets and Data Columns"):

- **About:** Descriptions of data columns by worksheet (provided below); your best first reference point for understanding data in this report
- **Alerts:** Lists students meeting alert criteria, e.g. account holds, account balances, course withdrawals this semester, not meeting SAP requirements
- **Totals:** Aggregate student data drawn from individual student data on other sheets; sheet-specific aggregate data sections also shown at far right of most sheets
- **General:** General and academic info about all authorized tagged students, e.g. cum. GPA, most recent term enrolled, account balance, SAP statuses and dates
- **Courses:** Detailed data on each course students have enrolled in this academic year (i.e. Fall through summer), e.g. names, locations, credit hours, enrollment status, withdrawal!
- **Term:** Academic data on each student enrolled in current term, e.g. total enrolled hours, full-time vs. part-time status, course campuses
- **Holds:** All student holds falling within date range specified, e.g. hold type, start/end dates, hold severity levels, whether hold is active
- **Advising & TI:** Advising session data, e.g. dates, locations, advisor notes, whether student has expressed intent to transfer (TI = transfer intent)
- **Financial Aid:** Financial award data, e.g. award names, amounts, FAFSA/TASFA application submitted and date, Pell eligibility
- **Majors:** All student majors declared at ACC (active major highlighted), e.g. major(s) selected, status dates, ACC degrees/certificates earned, etc.

Additional Resources:

- <https://goo.gl/dUJNNL> IHE ACAN/AOYC Report Calendar: Reports are provided before and after the ACC academic and financial deadlines on this calendar
- <https://goo.gl/ozBGSA> ACAN/AOYC Protocol for Shared Supportive Intervention: This document guides and standardizes our shared processes for tracking, reporting and support
- <https://goo.gl/Aau5nH> CBO Protocol Quick Reference: 2-pg. guide to the most commonly used info for CBOs in the ACAN/AOYC Protocol for Shared Supportive Intervention

REPORT SHEETS AND DATA COLUMNS

CBO key (used in every sheet):

AP - Austin Partners in Education

CL - Communities in Schools

HS - Hispanic Scholarship Consortium

AY - American YouthWorks



MORE THAN EVER
KIPP SCHOOL SUMMIT 2017

#KSS2017

General Tab

CBO	Student Name	ACCeID	Cum. GPA	ASP Status	ASP Term	Most Recent Term	Advisor	Age	Account Balance	Last SAP Status	SAP Status Date (Max)
CF,KI			1.44	Probation	Fall 2016	Spring 2016		22	\$0.00	Suspension	5/23/16
KI			0.00	Academic Warning – counseling	Spring 2017	Spring 2017	Lauren H. Gage	19	\$0.00	Warning	5/22/17
KI			0.00			Fall 2014 CE	Steven Christopher	22	\$0.00		
KI			3.08	Good Standing	Spring 2017	Fall 2017	Michael Gibbs	23	\$782.00	Good Standing	5/22/17
KI							Steven Christopher	20	\$0.00		
KI			3.00	Good Standing	Spring 2016	Spring 2016	Steven Christopher	20	\$1,553.41	Good Standing	5/23/16
KI			1.07	Probation	Fall 2016	Fall 2016	Jennifer Vasquez	19	\$0.00	Suspension	1/5/17
KI							Steven Christopher	20	\$0.00		
KI			0.00	Academic Warning – counseling	Fall 2016	Fall 2016	Stephanie S.	19	\$408.30	Warning	1/5/17
KI			1.00	Probation	Spring 2017	Fall 2016	Jennifer Vasquez	20	\$0.00	Suspension	1/5/17
KI			0.29	Academic Warning – counseling	Spring 2017	Spring 2017	Jennifer Vasquez	19	\$479.00	Suspension	5/22/17
KI			3.14	Good Standing	Spring 2017	Fall 2017	Eriko Tyner	18	\$1,024.00	Good Standing	5/22/17
KI			0.69	Probation	Spring 2017	Spring 2017	Roseana Lahti	19	\$0.00	Suspension	5/22/17
KI			3.53	Scholastic Leadership	Spring 2017	Spring 2017	Lauren H. Gage	25	\$0.00	Maximum time frame	5/26/17
KI			1.88	Probation	Spring 2017	Spring 2017	Michael Gibbs	21	\$0.00	Suspension	5/22/17
CF,KI			0.50	Academic Warning – counseling	Spring 2015	Spring 2015	Steven Christopher	21	\$0.00	Suspension	5/26/15
KI			2.24	Good Standing	Spring 2017	Summer 2017	Michael Gibbs	23	\$347.00	Maximum time frame	5/26/17
KI			1.50	Probation	Fall 2016	Fall 2016	Eriko Tyner	21	\$0.00	Suspension	1/5/17
KI			2.20	Good Standing	Spring 2017	Spring 2017	Roseana Lahti	24	\$0.00	Good Standing	5/22/17
KI			1.96	Probation	Fall 2016	Fall 2016	Lauren H. Gage	21	\$0.00	Suspension	1/5/17
KI			1.00	Academic Warning – counseling	Fall 2016	Fall 2016	Jennifer Vasquez	21	\$0.00	Warning	12/22/14
KI			1.86	Early Alert	Spring 2015	Fall 2015	Steven Christopher	22	\$0.00	Warning	5/26/15
KI			2.27	Good Standing	Spring 2017	Spring 2017	Roseana Lahti	20	\$0.00	Good Standing	5/22/17

Financial Aid

ACCeID	Last SAP Status	Pell Eligible	Awards Offered	Award Date	Award Amount	Award Status	Transmitted	Total Awarded	Total Accepted		
1752292	Warning		Direct Stafford Unsubsidized Loan	1/11/17	\$1,185.00	Rejected	\$0.00	\$2,315.00	\$2,315.00		
1752292	Warning		Direct Stafford Unsubsidized Loan	9/13/16	\$2,315.00	Accepted	\$2,291.00				
1752292	Warning							\$0.00	\$0.00		
1514657	Good Standing	Y	Direct Stafford Unsubsidized Loan	5/9/16	\$3,500.00	Rejected	\$0.00	\$2,433.00	\$2,433.00		
1514657	Good Standing	Y	Pell Grant Cert Program	5/9/16	\$2,433.00	Accepted	\$2,433.00				
1514657	Good Standing	Y	Federal Supplemental Educational Grant	4/19/17	\$300.00 *		\$0.00	\$1,480.00	\$1,480.00		
1514657	Good Standing	Y	Pell Grant Cert Program	4/19/17	\$1,480.00	Accepted	\$0.00	\$1,480.00	\$1,480.00		
1514657	Good Standing	Y	Texas Public Education Grant	4/19/17	\$300.00	Rejected	\$0.00	\$1,480.00	\$1,480.00		
1697960	Suspension							\$0.00	\$0.00		
1774654	Warning		Texas Public Education Grant	8/1/16	\$1,300.00	Accepted	\$0.00	\$1,300.00	\$1,300.00		
1746725	Suspension	Y	Federal Supplemental Educational Grant	2/24/17	\$800.00	Denied	\$0.00	\$8,199.00	\$8,199.00		
1746725	Suspension	Y	Texas Public Education Grant	2/24/17	\$800.00	Denied	\$0.00				
1746725	Suspension	Y	Direct Stafford Unsubsidized Loan	1/31/17	\$0.00	Accepted	\$0.00				
1746725	Suspension	Y	Direct Stafford Subsidized Loan	11/8/16	\$400.00	Accepted	\$396.00				
1746725	Suspension	Y	Direct Stafford Unsubsidized Loan	11/8/16	\$1,093.00	Accepted	\$1,083.00				
1746725	Suspension	Y	Direct Stafford Subsidized Loan	10/3/16	\$3,071.00	Accepted	\$3,039.00				
1746725	Suspension	Y	Direct Stafford Unsubsidized Loan	8/8/16	\$0.00	Denied	\$0.00				
1746725	Suspension	Y	Federal Pell Grant	8/8/16	\$5,089.00 *		\$3,635.00				
1746725	Suspension									\$0.00	\$0.00
1759361	Good Standing	Y	Direct Stafford Unsubsidized Loan	6/14/16	\$3,500.00	Rejected	\$0.00			\$1,632.00	\$1,632.00
1759361	Good Standing	Y	Federal Pell Grant	6/14/16	\$1,632.00	Accepted	\$1,632.00				
1759361	Good Standing	Y	Direct Stafford Unsubsidized Loan	4/12/17	\$3,500.00	Rejected	\$0.00	\$2,570.00	\$2,570.00		
1759361	Good Standing	Y	Federal Pell Grant	4/12/17	\$1,970.00	Accepted	\$0.00				
1759361	Good Standing	Y	Texas Public Education Grant	4/12/17	\$600.00	Accepted	\$0.00				
1712018	Suspension		Texas Public Education Grant	7/28/16	\$1,300.00	Accepted	\$650.00	\$1,300.00	\$1,300.00		
1667003	Suspension	Y						\$0.00	\$0.00		
1452075	Maximum time frame	Y						\$0.00	\$0.00		
1452075	Maximum time frame	Y						\$0.00	\$0.00		

Term

Term	Campus	Course Title	Course Name	Credit Type	Hours	Start Date	End Date	Census Date	Status Date	Status
Spring 2017	EVC	Fam School Comm	CDEC-1303	IN	3	01/17/17	05/14/17	02/01/17	01/11/17	Enrolled
Spring 2017	EVC	Edu Young Child	CDEC-1311	IN	3	01/17/17	05/14/17	02/01/17	01/11/17	Enrolled
Fall 2017	RVS	Eng Perf II	AUMT-2434	IN	4	08/28/17	12/17/17	09/12/17	05/15/17	Enrolled
Fall 2017	AFI	Adv Dies TuneUp	DEMR-2434	IN	4	08/28/17	12/17/17	09/12/17	05/15/17	Enrolled
Spring 2017	RVS	Auto Service	AUMT-2428	IN	4	01/17/17	05/14/17	02/01/17	10/18/16	Enrolled
Spring 2017	RVS	Auto Electron	AUMT-2437	IN	4	01/17/17	05/14/17	02/01/17	10/18/16	Enrolled
Fall 2016	RVS	Auto Drive Trn	AUMT-2413	IN	4	08/29/16	12/18/16	09/14/16	05/17/16	Enrolled
Fall 2016	RVS	Tran Transaxle II	AUMT-2432	IN	4	08/29/16	12/18/16	09/14/16	05/17/16	Enrolled
Fall 2016	RVS	Eng Perf I	AUMT-2417	IN	4	08/29/16	12/18/16	09/14/16	05/28/16	Enrolled
Fall 2016	HLC	College Math	MATH-1332	IN	3	08/29/16	12/18/16	09/14/16	08/11/16	Enrolled
Fall 2016	NRG	U S History II	HIST-1302	IN	3	08/29/16	12/18/16	09/14/16	11/28/16	Course dropped after classes begin
Fall 2016	NRG	Composition I	ENGL-1301	IN	3	08/29/16	12/18/16	09/14/16	11/28/16	Course dropped after classes begin
Fall 2016	RGC	Basic Math with Study Skills	MATD-0332	DV	3	08/29/16	12/18/16	09/14/16	08/26/16	Enrolled
Fall 2016	EVC	Integrated College Read/Write	INRW-0430	DV	4	08/29/16	12/18/16	09/14/16	09/02/16	Course dropped after classes begin
Fall 2016	HLC	Transitn Coll	SDEV-0111	DV	1	08/29/16	10/23/16	09/06/16	08/30/16	Course dropped for non-payment after clas
		Spanish I	SPAN-1411	TR	4	01/17/17	01/17/17		01/17/17	Placement tests, no credit or grades given
		Spanish II	SPAN-1412	TR	4	01/17/17	01/17/17		01/17/17	Placement tests, no credit or grades given
		Spanish III	SPAN-2311	TR	3	01/17/17	01/17/17		01/17/17	Placement tests, no credit or grades given
		Spanish IV	SPAN-2312	TR	3	01/17/17	01/17/17		01/17/17	Placement tests, no credit or grades given
Fall 2016	RVS	Composition I	ENGL-1301	IN	3	08/29/16	12/18/16	09/14/16	11/08/16	Course dropped after classes begin
Fall 2016	RVS	College Math	MATH-1332	IN	3	08/29/16	12/18/16	09/14/16	09/19/16	Course dropped after classes begin
Fall 2016	RVS	Writ Skills III	DEVW-0130	DV	1	08/29/16	10/23/16	09/06/16	08/25/16	Enrolled
Spring 2017	HLC	Writ Skills I	DEVW-0310	DV	3	01/17/17	05/14/17	02/01/17	02/14/17	Course dropped after classes begin
Spring 2017	HLC	Read Skls Impr	DEVR-0310	DV	3	01/17/17	05/14/17	02/01/17	01/17/17	Course dropped after classes begin
Spring 2017	HLC	Dev Math Think	MATD-0385	DV	3	01/17/17	05/14/17	02/01/17	03/03/17	Course dropped after classes begin
Spring 2017	NRG	CollRead Strat	DEVR-0320	DV	3	01/17/17	05/14/17	02/01/17	03/03/17	Course dropped after classes begin

Counseling Notes

▼ Advisor/Counselor Comments ▼
1634666"
Per phone conversation with student on 12/6/16, student will be dropping out of ACC. Student expressed personal issues and not being able to schedule courses or ACC offering times where student could schedule classes. ST"
Student is on Academic Warning. Student is aware that she must make a 2.0 GPA AND complete minimum of 50% of attempted credits this semester or the result will be suspended for 2 semesters. Copy of Student Policies given. Student is aware that she will remain on Academic Warning until cumulative GPA is > 2.0 and completion rate is at least 50%.
Student is on Financial Aid Suspension. If she takes 6 hours (Spring & Summer) with an A & a B, she could possibly receive Fin Aid, pending outcome of FAFSA processing. Apply for 2016-2017 FAFSA asap.
Discussed TSI rules that she will need to be enrolled in MATD this semester. Per note from Math instructor, student should attempt MATD 0370. Gave referral to retest in TSI with the possibility of passing in order to take something other than MATD 0370 this semester. Student given www.austincc.edu/tsiprep . If she can score 350, it is advisable to then take the Compass in Summer (or Fall) to determine if she needs MATD 0370 or MATD 0390.
Student to reactivate her ACC email, eID, and gave registration instructions with payment deadlines. Welcome Center to assist with all of these.
"
Student is eligible for MATD 0370, 0385, or repeating 0424 based on work done in MATD 0424 during Fall 2014. Student completed Objective 7, but did not pass test over Obj 5-7. Student passed test over Obj 1-4 in prior semester. Recommend that student consider taking regular classroom course rather than continuing with ALEKS--it does not seem to be a good fit for her."

Synthesizing and Learning From Practice

KIPP:

Critical Stakeholders

Executive Directors

- Critical for buy-in => Redirect resources
- Utilize out-of-meeting collaboration!

Program Directors get the work done!

- Program Experts
- Holder of Promising Practices
- Understands on-going challenges of students
- Able to attend meetings more frequently

VP of Student Success

- Critical for buy-in => Redirect resources

Dean of Campus; Retention Center Director

- Breaks down institutional barriers

Recommendations

Collective impact model

- Creates strong common agenda
- Builds trust
- Improves sustainability during leadership changes

“Proof” design most flexible institution of higher ed

Identify change agent

Partner with funders to get started

Acknowledge need for continual improvement

- Look “under the hood”
- Make a difference for each student

Christine Bailie, M.P.Aff.

Deputy Director, P-16 Strategic Initiatives

E3 Alliance

cbailie@e3alliance.org

512.223.7251

Melissa Curtis, Ph.D.

Associate Vice President, Enrollment Management

Austin Community College

melissa.curtis@austincc.edu

512-223-7088

Anthony Salerno

Director of KIPP Through College

KIPP Austin Public Schools

asalerno@kippaustin.org

512. 501.3643 ext. 0203